

MINUTES OF COUNTY FINANCES
TREASURER'S REPORT


IN THE MATTER OF COUNTY FINANCES
IN THE HANDS OF JERRY YARBROUGH
TREASURER OF LAMB COUNTY, TEXAS


COMMISSIONER'S COURT
LAMB COUNTY, TEXAS
IN REGUAR SESSION,
3RD QUARTER 2018


3RD QUARTER 2017-2018

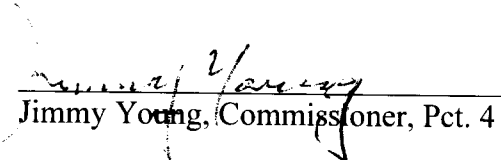
IN ACCORDANCE with Section 114.026, Local Government Code, we, the undersigned, constituting the entire Commissioners Court of said County, certify that on the 22nd day of June 2018, at the Regular term of Court, we compared and examined the quarterly report of JERRY YARBROUGH, Treasurer of Lamb County, Texas for the 3rd quarter, 2017-2018, and finding the same correct, entered an order in the Minutes approving said Report, which states total cash and other assets on hand as \$ 5,198,635.18.


James M. DeLoach, County Judge


Cory DeBerry, Commissioner Pct. 1


Kent Lewis, Commissioner, Pct. 2

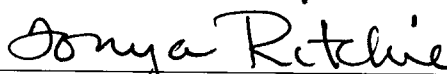

Danny Short, Commissioner Pct. 3


Jimmy Young, Commissioner, Pct. 4


SWORN TO AND SUBSCRIBED BEFORE ME, by James M. DeLoach, County Judge, and County Commissioners of said Lamb County, each respectively, on this the 22nd day of October, A. D., 2018.


Attest: Tonya Ritchie, County Clerk

FILED FOR RECORD THIS 22nd DAY OF October, A.D. 2018, and recorded on the 22nd day of October, A.D. 2018.


Tonya Ritchie, County Clerk and
Ex-Officio Clerk of the Commissioners
Court in and for Lamb County, Texas


By:



QUARTERLY REPORT FOR PERIOD ENDING JUNE 30, 2018

SUBMITTED TO: COMMISSIONERS' COURT, LAMB COUNTY

PREPARED AND SUBMITTED BY: JERRY YARBROUGH
INVESTMENT OFFICER
COUNTY TREASURER


Signature

This report is made in accordance with provisions of Government Code 2256, the Public Funds Investment Act, which requires quarterly reporting of investment transactions for the county funds to the commissioners' court. The investments held in Lamb County's portfolio comply with the Public Funds Investment Act and with the County's investment policy and strategies.

The cash availability in each account is monitored daily. The goal in each account is to maintain adequate monies to cover usual and customary monthly expenditures in each fund.

LAMB COUNTY

2ND QUARTER

ENDING

JUNE 30, 2018

QUARTERLY INVESTMENT REPORT

2ND QUARTER 2018

THE CASH IN OUR OPERATING ACCOUNTS (AIM BANK) IS MONITORED DAILY. ALL FUNDS ARE EARNING INTEREST BASED ON THE NINETY DAY TREASURY BILL RATE ADJUSTED MONTHLY ON THE FIRST TUESDAY OF EACH MONTH.

AIM BANK

	<u>Amount on Deposit (All Accts.)</u>	<u>Interest Earned</u>	<u>Rate</u>
April	\$1,757,942.37	\$8,204.38	0.50%
May	\$931,507.28	\$7,364.99	0.50%
June	\$1,360,043.61	\$8,227.43	0.50%

Investors Cash Trust

	<u>Amount on Deposit</u>	<u>Interest Earned</u>	<u>Rate</u>
April	\$0.00	\$0.00	0.00%
May	\$0.00	\$0.00	0.00%
June	\$0.00	\$0.00	0.00%

TEXPOOL

	<u>Amount on Deposit</u>	<u>Interest Earned</u>	<u>Rate</u>
January	\$0.00	\$0.00	0.00%
February	\$0.00	\$0.00	0.00%
March	\$0.00	\$0.00	0.00%

Total interest earned for this quarter: \$19,436.81

Total interest earned Year to date: \$61,957.32
October 2017 through September 2018

LAMB COUNTY, TEXAS
 CASH & INVESTMENTS BY FUND
 AS OF: JUNE 30TH, 2018

FUND-ACCT. NO.	ACCOUNT NAME	CASH	INVESTMENTS	FUND TOTAL
010-GENERAL FUND				
=====				
010-1001	CLAIM ON CASH-GENERAL FUND	2,743,624.11		
010-1103	POOLED INVESTMENTS		0.00	
010-1105	TEXPOOL - GENERAL		0.00	
	TOTAL 010-GENERAL FUND	<u>2,743,624.11</u>	<u>0.00</u>	<u>2,743,624.11</u>
021-ROAD & BRIDGE 1				
=====				
021-1001	CLAIM ON CASH-R&B 1	208,490.88		
021-1103	POOLED INVESTMENTS		0.00	
021-1105	TEXPOOL - PRECINCT 1		0.00	
	TOTAL 021-ROAD & BRIDGE 1	<u>208,490.88</u>	<u>0.00</u>	<u>208,490.88</u>
022-ROAD & BRIDGE 2				
=====				
022-1001	CLAIM ON CASH-R&B 2	130,577.52		
022-1103	POOLED INVESTMENTS		0.00	
022-1105	INVESTMENT CD		0.00	
	TOTAL 022-ROAD & BRIDGE 2	<u>130,577.52</u>	<u>0.00</u>	<u>130,577.52</u>
023-ROAD & BRIDGE 3				
=====				
023-1001	CLAIM ON CASH-R&B 3	9,845.60		
023-1103	POOLED INVESTMENTS		0.00	
023-1105	INVESTMENT CD		0.00	
	TOTAL 023-ROAD & BRIDGE 3	<u>9,845.60</u>	<u>0.00</u>	<u>9,845.60</u>
024-ROAD & BRIDGE 4				
=====				
024-1001	CLAIM ON CASH-R&B 4	390,677.11		
024-1103	POOLED INVESTMENTS		0.00	
024-1105	INVESTMENT CD		0.00	
	TOTAL 024-ROAD & BRIDGE 4	<u>390,677.11</u>	<u>0.00</u>	<u>390,677.11</u>
055-LAMB HEALTHCARE CENTER				
=====				
055-1000	HOSPITAL CASH	342,700.96		
055-1001	LAMB CO HOSPITAL CASH	0.00		
055-1103	SECURITY STATE CD		0.00	
055-1105	TEXPOOL - HOSPITAL		0.00	
	TOTAL 055-LAMB HEALTHCARE CENTER	<u>342,700.96</u>	<u>0.00</u>	<u>342,700.96</u>

LAMB COUNTY, TEXAS
 CASH & INVESTMENTS BY FUND
 AS OF: JUNE 30TH, 2018

FUND-ACCT. NO.	ACCOUNT NAME	CASH	INVESTMENTS	FUND TOTAL
056-BAIL BOND BOARD ACCOUNT				
=====				
056-1001	CLAIM ON CASH-BAIL BOND (APPLI	6,438.13		
	TOTAL 056-BAIL BOND BOARD ACCOUNT	6,438.13	0.00	6,438.13
057-JURY FUND				
=====				
057-1001	CLAIM ON CASH-JURY FUND	33,614.33		
057-1103	POOLED INVESTMENTS		0.00	
057-1105	INVESTMENT		0.00	
	TOTAL 057-JURY FUND	33,614.33	0.00	33,614.33
059-GRANTS FUND				
=====				
059-1001	CLAIM ON CASH-GRANT FUND	(31,102.90)		
	TOTAL 059-GRANTS FUND	(31,102.90)	0.00	(31,102.90)
062-TEXAS CAPITAL FUND GRANT				
=====				
062-1000	TEXAS CAPITAL FUND GRANT CASH	8,517.23		
	TOTAL 062-TEXAS CAPITAL FUND GRANT	8,517.23	0.00	8,517.23
063-EDA GRANT				
=====				
063-1001	CLAIM ON CASH-EDA GRANT	0.00		
	TOTAL 063-EDA GRANT	0.00	0.00	0.00
083-CHILD ABUSE PREV/FAM PROT				
=====				
083-1001	CLAIM ON CASH-CHILD ABUSE/FAM	4,875.00		
	TOTAL 083-CHILD ABUSE PREV/FAM PROT	4,875.00	0.00	4,875.00
084-COURT HOUSE SECURITY				
=====				
084-1001	CLAIM ON CASH-COURT HOUSE SECU	34,714.79		
084-1103	POOLED INVESTMENTS		0.00	
	TOTAL 084-COURT HOUSE SECURITY	34,714.79	0.00	34,714.79
085-COMM COURT RECORDS PRES				
=====				
085-1001	CLAIM ON CASH-CC RECORDS PRES	3,953.34		
085-1103	POOLED INVESTMENTS		0.00	
	TOTAL 085-COMM COURT RECORDS PRES	3,953.34	0.00	3,953.34

LAMB COUNTY, TEXAS
 CASH & INVESTMENTS BY FUND
 AS OF: JUNE 30TH, 2018

FUND-ACCT. NO.	ACCOUNT NAME	CASH	INVESTMENTS	FUND TOTAL
086-COUNTY CLERK RECORDS PRES				
=====				
086-1001	CLAIM ON CASH-CO CLERK RECORDS	9,451.43		
086-1103	POOLED INVESTMENTS		0.00	
	TOTAL 086-COUNTY CLERK RECORDS PRES	<u>9,451.43</u>	<u>0.00</u>	<u>9,451.43</u>
087-DIST CLERK RECORDS PRES				
=====				
087-1001	CLAIM ON CASH-DIST CLERK RECOR	7,294.04		
087-1103	POOLED INVESTMENTS		0.00	
	TOTAL 087-DIST CLERK RECORDS PRES	<u>7,294.04</u>	<u>0.00</u>	<u>7,294.04</u>
088-COUNTY & DISTRICT TECH FU				
=====				
088-1001	CLAIM ON CASH-CO & DIST TECH	2,945.69		
	TOTAL 088-COUNTY & DISTRICT TECH FU	<u>2,945.69</u>	<u>0.00</u>	<u>2,945.69</u>
089-DIST COURTS TECH/ARCHIVE				
=====				
089-1001	CLAIM ON CASH-DIST COURT ARCHI	8,364.34		
	TOTAL 089-DIST COURTS TECH/ARCHIVE	<u>8,364.34</u>	<u>0.00</u>	<u>8,364.34</u>
131-JP TECHNOLOGY FUND				
=====				
131-1001	CLAIM ON CASH-JP TECHNOLOGY	19,592.67		
131-1103	POOLED INVESTMENTS		0.00	
	TOTAL 131-JP TECHNOLOGY FUND	<u>19,592.67</u>	<u>0.00</u>	<u>19,592.67</u>
133-JP SECURITY FUND				
=====				
133-1001	CLAIM ON CASH-JP SECURITY	14,976.83		
133-1103	POOLED INVESTMENTS		0.00	
	TOTAL 133-JP SECURITY FUND	<u>14,976.83</u>	<u>0.00</u>	<u>14,976.83</u>
140-JUVENILE PROBATION FUND				
=====				
140-1001	CLAIM ON CASH-JUV PROBATION	(11,312.53)		
140-1003	JPO RESTITUTION ACCT	100.00		
	TOTAL 140-JUVENILE PROBATION FUND	<u>(11,212.53)</u>	<u>0.00</u>	<u>(11,212.53)</u>
141-JPO-GRANT FUND				
=====				
141-1001	CLAIM ON CASH-STAND GRANT	(18,669.22)		
	TOTAL 141-JPO-GRANT FUND	<u>(18,669.22)</u>	<u>0.00</u>	<u>(18,669.22)</u>

FUND-ACCT. NO.	ACCOUNT NAME	CASH	INVESTMENTS	FUND TOTAL
<u>142-TITLE IV-E FUND</u>				
=====				
142-1000	IV-E CASH ACCOUNT	51,916.78		
142-1001	CLAIM ON CASH- IV-E	0.00		
	TOTAL 142-TITLE IV-E FUND	<u>51,916.78</u>	<u>0.00</u>	<u>51,916.78</u>
<u>144-JPO-STATE AID</u>				
=====				
144-1001	CLAIM ON CASH-JPO STATE AID	9,407.23		
	TOTAL 144-JPO-STATE AID	<u>9,407.23</u>	<u>0.00</u>	<u>9,407.23</u>
<u>150-CO CLERK ELECTION ADMIN</u>				
=====				
150-1001	CLAIM ON CASH-ELECTION ADMIN	3,917.50		
	TOTAL 150-CO CLERK ELECTION ADMIN	<u>3,917.50</u>	<u>0.00</u>	<u>3,917.50</u>
<u>151-CO CLERK RECORDS ARCHIVE</u>				
=====				
151-1001	CLAIM ON CASH-CO CLERK ARCHIVE	114,893.25		
	TOTAL 151-CO CLERK RECORDS ARCHIVE	<u>114,893.25</u>	<u>0.00</u>	<u>114,893.25</u>
<u>165-TAX A/C- VOTER REG FUND</u>				
=====				
165-1000	CASH-TAX A/C VOTER REG ACCT	7.02		
	TOTAL 165-TAX A/C- VOTER REG FUND	<u>7.02</u>	<u>0.00</u>	<u>7.02</u>
<u>171-VCLG GRANT</u>				
=====				
171-1001	CLAIM ON CASH-VCLG GRANT	261.19		
	TOTAL 171-VCLG GRANT	<u>261.19</u>	<u>0.00</u>	<u>261.19</u>
<u>173-PRE-TRIAL DIVERSION</u>				
=====				
173-1001	CLAIM ON CASH-PRE-TRIAL DIVERS	66,958.54		
173-1103	POOLED INVESTMENTS		0.00	
	TOTAL 173-PRE-TRIAL DIVERSION	<u>66,958.54</u>	<u>0.00</u>	<u>66,958.54</u>
<u>174-DWI VIDEO FUND</u>				
=====				
174-1001	CLAIM ON CASH-DWI VIDEO	4,443.10		
	TOTAL 174-DWI VIDEO FUND	<u>4,443.10</u>	<u>0.00</u>	<u>4,443.10</u>
<u>175-CO ATTY DRUG FORFEITURE</u>				
=====				
175-1000	CO ATTY DRUG FORFEITURE ACCT	62,553.32		
175-1001	CLAIM ON CASH-CA FORFEITURE	(4,367.47)		
	TOTAL 175-CO ATTY DRUG FORFEITURE	<u>58,185.85</u>	<u>0.00</u>	<u>58,185.85</u>

LAMB COUNTY, TEXAS
 CASH & INVESTMENTS BY FUND
 AS OF: JUNE 30TH, 2018

FUND-ACCT. NO.	ACCOUNT NAME	CASH	INVESTMENTS	FUND TOTAL
176-CO ATTY HOT CK FEE FUND				
=====				
176-1000	CO ATTY HOT CHECK FEE FUND	6,698.31		
176-1001	CLAIM ON CASH-HOT CK FEE FUND	(3,105.71)		
	TOTAL 176-CO ATTY HOT CK FEE FUND	3,592.60	0.00	3,592.60
180-SHERIFF COMMISSARY FUND				
=====				
180-1000	SHERIFF COMMISSARY ACCT	34,893.90		
	TOTAL 180-SHERIFF COMMISSARY FUND	34,893.90	0.00	34,893.90
181-SHERIFF FORFEITURE-STATE				
=====				
181-1000	SHERIFF FORFEITURE-STATE CASH	81,485.81		
	TOTAL 181-SHERIFF FORFEITURE-STATE	81,485.81	0.00	81,485.81
182-SHERIFF FORFEITURE-FEDERA				
=====				
182-1000	SHERIFF FOREFITURE-FED CASH	0.00		
	TOTAL 182-SHERIFF FORFEITURE-FEDERA	0.00	0.00	0.00
190-COUNTY LIBRARY-LITTLEFIEL				
=====				
190-1000	LFD-LAMB CO LIBRARY ADV BOARD	0.00		
190-1001	CLAIM ON CASH-LFD LIBRARY	4,125.76		
	TOTAL 190-COUNTY LIBRARY-LITTLEFIEL	4,125.76	0.00	4,125.76
191-OLTON LIBRARY				
=====				
191-1000	OLTON LIBRARY LOCAL DONATIONS	0.00		
191-1001	CLAIM ON CASH-OLT LIBRARY	4,829.97		
	TOTAL 191-OLTON LIBRARY	4,829.97	0.00	4,829.97
195-HISTORICAL COMMISSION				
=====				
195-1001	CLAIM ON CASH-HISTORICAL COMMI	8.47		
	TOTAL 195-HISTORICAL COMMISSION	8.47	0.00	8.47
301-CAPITAL PROJECTS				
=====				
301-1001	CLAIM ON CASH-CAP PROJECTS	0.00		
301-1103	POOLED INVESTMENTS		0.00	
	TOTAL 301-CAPITAL PROJECTS	0.00	0.00	0.00

LAMB COUNTY, TEXAS
 CASH & INVESTMENTS BY FUND
 AS OF: JUNE 30TH, 2018

FUND-ACCT. NO.	ACCOUNT NAME	CASH	INVESTMENTS	FUND TOTAL
502-DISTRICT CLERK				
=====				
502-1002	DIST CLERK ACCOUNT	367,577.85		
502-1004	DIST CLERK-CIVIL FEES	30,223.68		
502-1005	DIST CLERK-CRIMINAL FEES	18,801.35		
502-1006	DISTRICT CLERK TRUST ACCOUNTS	23,288.67		
	TOTAL 502-DISTRICT CLERK	439,891.55	0.00	439,891.55
504-COUNTY CLERK				
=====				
504-1002	CO CLERK CASH BOND-CRIMINAL	17,594.90		
504-1004	CO CLERK-GENERAL FUND CASH	(36.00)		
504-1005	CO CLERK-CRIM PARTIAL PMT	11,563.79		
504-1006	CO CLERK-TRUST ACCOUNTS	0.00		
	TOTAL 504-COUNTY CLERK	29,122.69	0.00	29,122.69
505-TAX ACCESSOR/COLLECTOR				
=====				
505-1004	TAX A/C- AUTO ACCT AIM BANK	85,858.49		
505-1005	TAX A/C- AUTO ACCT FIRST UNITE	146.59		
505-1006	TAX A/C-AUTO ACCT HAPPY STATE	1,407.11		
505-1007	TAX A/C- TAX ACCOUNT	5,269.13		
505-1008	TAX A/C- ESCROW ACCOUNT	1,973.52		
	TOTAL 505-TAX ACCESSOR/COLLECTOR	94,654.84	0.00	94,654.84
506-COUNTY TREASURER				
=====				
506-1002	LAMB CO CAFETERIA PLAN ACCT	4,757.49		
506-1006	SPADE ACCOUNT-GRANT	0.00		
506-1007	CASH-LAMB CO BAIL BONDS ACCT	13,642.48		
506-1008	TREAS CASH BOND ACCOUNT	28,500.00		
	TOTAL 506-COUNTY TREASURER	46,899.97	0.00	46,899.97
507-COUNTY ATTORNEY				
=====				
507-1006	CO ATTY SEIZURE ACCOUNT	60,153.52		
507-1007	CO ATTY TRUST HOT CHECK FUND	1,809.76		
	TOTAL 507-COUNTY ATTORNEY	61,963.28	0.00	61,963.28
509-ADULT PROBATION				
=====				
509-1002	154th J.D. -PTAF CASH ACCOUNT	8,241.00		
509-1004	LAMB COUNTY PTAF-CASH ACCOUNT	0.00		
509-1005	LAMB COUNTY CSCD-CC	0.00		
	TOTAL 509-ADULT PROBATION	8,241.00	0.00	8,241.00

LAMB COUNTY, TEXAS
 CASH & INVESTMENTS BY FUND
 AS OF: JUNE 30TH, 2018

FUND-ACCT. NO.	ACCOUNT NAME	CASH	INVESTMENTS	FUND TOTAL
511-JUSTICE OF THE PEACE				
=====				
511-1011	JP 1 CASH ACCOUNT	750.48		
511-1012	JP 2 CASH ACCOUNT	0.00		
511-1013	JP 3 CASH ACCOUNT	832.32		
511-1014	JP 4 CASH ACCOUNT	0.00		
	TOTAL 511-JUSTICE OF THE PEACE	1,582.80	0.00	1,582.80
515-SHERIFF				
=====				
515-1003	SHERIFF BOND FEES-0244716	0.00		
515-1006	SHERIFF SEIZURE-STATE CASH	1.00		
515-1007	SHERIFF PETTY CASH ACCT	0.00		
515-1008	SHERIFF LEOSE CASH ACCOUNT	9,710.76		
515-1009	SHERIFF PRISONER TRUST CASH	9,733.09		
515-1010	SHERIFF UNCLAIMED PRISONER ACC	0.00		
515-1011	SHERIFF TRUST ACCOUNT	1,341.83		
515-1013	SHERIFF TOYS FOR KIDS CASH ACC	10,334.02		
	TOTAL 515-SHERIFF	31,120.70	0.00	31,120.70
600-CSCD-BASIC SUPERVISION				
=====				
600-1000	CSCD CASH-AIM BANK	0.00		
600-1001	CLAIM ON CASH-CSCD BASIC SUPER	92,243.33		
	TOTAL 600-CSCD-BASIC SUPERVISION	92,243.33	0.00	92,243.33
601-CSCD-CCP COMMUNITY CORRE				
=====				
601-1001	CLAIM ON CASH-CSCD CCP COMMUNI	6,703.03		
	TOTAL 601-CSCD-CCP COMMUNITY CORRE	6,703.03	0.00	6,703.03
603-CSCD-DP				
=====				
603-1001	CLAIM ON CASH-DP	27,601.31		
	TOTAL 603-CSCD-DP	27,601.31	0.00	27,601.31
801-DEBT SERVICE				
=====				
801-1001	CLAIM ON CASH-DEBT SERVICE	14.36		
801-1103	POOLED INVESTMENTS		0.00	
801-1105	DEBT SERVICE INVESTMENT		0.00	
	TOTAL 801-DEBT SERVICE	14.36	0.00	14.36
TOTAL CASH & INVESTMENTS				
		5,198,635.18	0.00	5,198,635.18
		=====	=====	=====

*** END OF REPORT ***

GENERAL LEDGER

CASH ANALYSIS

ACCOUNT RECAP TOTALS

QUARTERLY REPORT ENDING JUNE 30, 2018

GENERAL FUNDS & ALL DEPARTMENTS	\$ 5,040,384.06
JPO, TITLE IV-E, LAMB COUNTY 4-H ACTION VCLG & CSCD	\$ 158,251.12
TOTAL	\$ 5,198,635.18

		BEGINNING	TOTAL	TOTAL	ENDING	AVERAGE
		BALANCE	DEBITS	CREDITS	BALANCE	DAILY
						BALANCE
GENERAL FUND						
010-1001	CLAIM ON CASH-GE	3,817,064.81	517,312.61	1,590,753.31CR	2,743,624.11	3,335,428.56
010-1105	TEXPOOL - GENERA	0.00	0.00	0.00	0.00	0.00
	FUND 010 TOTAL	3,817,064.81	517,312.61	1,590,753.31CR	2,743,624.11	3,335,428.56
ROAD & BRIDGE 1						
021-1001	CLAIM ON CASH-R&	303,582.49	48,074.55	143,166.16CR	208,490.88	264,719.01
021-1105	TEXPOOL - PRECIN	0.00	0.00	0.00	0.00	0.00
	FUND 021 TOTAL	303,582.49	48,074.55	143,166.16CR	208,490.88	264,719.01
ROAD & BRIDGE 2						
022-1001	CLAIM ON CASH-R&	204,795.02	51,148.51	125,366.01CR	130,577.52	173,456.91
	FUND 022 TOTAL	204,795.02	51,148.51	125,366.01CR	130,577.52	173,456.91
ROAD & BRIDGE 3						
023-1001	CLAIM ON CASH-R&	77,415.80	46,853.77	114,423.97CR	9,845.60	50,423.58
	FUND 023 TOTAL	77,415.80	46,853.77	114,423.97CR	9,845.60	50,423.58
ROAD & BRIDGE 4						
024-1001	CLAIM ON CASH-R&	418,547.33	48,763.08	76,633.30CR	390,677.11	406,563.55
	FUND 024 TOTAL	418,547.33	48,763.08	76,633.30CR	390,677.11	406,563.55
LAMB HEALTHCARE CENTER						
055-1000	HOSPITAL CASH	253,890.20	2,315,802.67	2,226,991.91CR	342,700.96	160,659.17
055-1105	TEXPOOL - HOSPIT	0.00	0.00	0.00	0.00	0.00
	FUND 055 TOTAL	253,890.20	2,315,802.67	2,226,991.91CR	342,700.96	160,659.17
BAIL BOND BOARD ACCOUNT						
056-1001	CLAIM ON CASH-BA	6,403.77	34.36	0.00	6,438.13	6,415.25
	FUND 056 TOTAL	6,403.77	34.36	0.00	6,438.13	6,415.25
JURY FUND						
057-1001	CLAIM ON CASH-JU	36,146.35	11,087.98	13,620.00CR	33,614.33	33,246.60
	FUND 057 TOTAL	36,146.35	11,087.98	13,620.00CR	33,614.33	33,246.60

		BEGINNING BALANCE	TOTAL DEBITS	TOTAL CREDITS	ENDING BALANCE	AVERAGE DAILY BALANCE
GRANTS FUND						
059-1001	CLAIM ON CASH-GR	96,276.93CR	65,174.03	0.00	31,102.90CR	38,981.08CR
	FUND 059 TOTAL	96,276.93CR	65,174.03	0.00	31,102.90CR	38,981.08CR
LIBRARY GRANTS						
060-1001	CLAIM ON CASH-LI	0.00	0.00	0.00	0.00	0.00
	FUND 060 TOTAL	0.00	0.00	0.00	0.00	0.00
EMERGENCY FOOD & SHELTER						
061-1000	PUBLIC ASST FOOD	0.00	0.00	0.00	0.00	0.00
	FUND 061 TOTAL	0.00	0.00	0.00	0.00	0.00
TEXAS CAPITAL FUND GRANT						
062-1000	TEXAS CAPITAL FU	0.00	1,146,700.70	1,138,183.47CR	8,517.23	60,370.89
	FUND 062 TOTAL	0.00	1,146,700.70	1,138,183.47CR	8,517.23	60,370.89
EDA GRANT						
063-1001	CLAIM ON CASH-ED	608,035.25CR	796,205.91	188,170.66CR	0.00	68,373.28CR
	FUND 063 TOTAL	608,035.25CR	796,205.91	188,170.66CR	0.00	68,373.28CR
CHILD ABUSE PREV/FAM PROT						
083-1001	CLAIM ON CASH-CH	4,695.00	180.00	0.00	4,875.00	4,782.69
	FUND 083 TOTAL	4,695.00	180.00	0.00	4,875.00	4,782.69
COURT HOUSE SECURITY						
084-1001	CLAIM ON CASH-CO	33,323.32	2,035.82	644.35CR	34,714.79	33,817.89
	FUND 084 TOTAL	33,323.32	2,035.82	644.35CR	34,714.79	33,817.89
COMM COURT RECORDS PRES						
085-1001	CLAIM ON CASH-CC	2,471.22	1,482.12	0.00	3,953.34	3,164.92
	FUND 085 TOTAL	2,471.22	1,482.12	0.00	3,953.34	3,164.92

		BEGINNING BALANCE	TOTAL DEBITS	TOTAL CREDITS	ENDING BALANCE	AVERAGE DAILY BALANCE
COUNTY CLERK RECORDS PRES						
086-1001	CLAIM ON CASH-CO	9,170.81	6,505.90	6,225.28CR	9,451.43	10,706.55
	FUND 086 TOTAL	9,170.81	6,505.90	6,225.28CR	9,451.43	10,706.55
DIST CLERK RECORDS PRES						
087-1001	CLAIM ON CASH-DI	7,031.82	262.22	0.00	7,294.04	7,133.88
	FUND 087 TOTAL	7,031.82	262.22	0.00	7,294.04	7,133.88
COUNTY & DISTRICT TECH FU						
088-1001	CLAIM ON CASH-CO	2,837.48	108.21	0.00	2,945.69	2,894.79
	FUND 088 TOTAL	2,837.48	108.21	0.00	2,945.69	2,894.79
DIST COURTS TECH/ARCHIVE						
089-1001	CLAIM ON CASH-DI	7,972.78	391.56	0.00	8,364.34	8,129.88
	FUND 089 TOTAL	7,972.78	391.56	0.00	8,364.34	8,129.88
JP TECHNOLOGY FUND						
131-1001	CLAIM ON CASH-JP	22,249.59	1,258.08	3,915.00CR	19,592.67	20,405.83
	FUND 131 TOTAL	22,249.59	1,258.08	3,915.00CR	19,592.67	20,405.83
JP SECURITY FUND						
133-1001	CLAIM ON CASH-JP	14,614.13	362.70	0.00	14,976.83	14,750.51
	FUND 133 TOTAL	14,614.13	362.70	0.00	14,976.83	14,750.51
CO CLERK ELECTION ADMIN						
150-1001	CLAIM ON CASH-EL	3,896.59	20.91	0.00	3,917.50	3,903.58
	FUND 150 TOTAL	3,896.59	20.91	0.00	3,917.50	3,903.58
CO CLERK RECORDS ARCHIVE						
151-1001	CLAIM ON CASH-CO	108,016.81	6,876.44	0.00	114,893.25	111,309.88
	FUND 151 TOTAL	108,016.81	6,876.44	0.00	114,893.25	111,309.88

		BEGINNING BALANCE	TOTAL DEBITS	TOTAL CREDITS	ENDING BALANCE	AVERAGE DAILY BALANCE
TAX A/C- VOTER REG FUND						
165-1000	CASH-TAX A/C VOT	6.99	0.04	0.01CR	7.02	7.00
	FUND 165 TOTAL	6.99	0.04	0.01CR	7.02	7.00
PRE-TRIAL DIVERSION						
173-1001	CLAIM ON CASH-PR	67,045.35	2,885.13	2,971.94CR	66,958.54	66,732.56
	FUND 173 TOTAL	67,045.35	2,885.13	2,971.94CR	66,958.54	66,732.56
DWI VIDEO FUND						
174-1001	CLAIM ON CASH-DW	4,385.19	57.91	0.00	4,443.10	4,408.24
	FUND 174 TOTAL	4,385.19	57.91	0.00	4,443.10	4,408.24
CO ATTY DRUG FORFEITURE						
175-1000	CO ATTY DRUG FOR	62,553.32	0.00	0.00	62,553.32	62,553.32
175-1001	CLAIM ON CASH-CA	4,367.47CR	0.00	0.00	4,367.47CR	4,367.47CR
	FUND 175 TOTAL	58,185.85	0.00	0.00	58,185.85	58,185.85
CO ATTY HOT CK FEE FUND						
176-1000	CO ATTY HOT CHEC	6,698.31	0.00	0.00	6,698.31	6,698.31
176-1001	CLAIM ON CASH-HO	3,105.71CR	0.00	0.00	3,105.71CR	3,105.71CR
	FUND 176 TOTAL	3,592.60	0.00	0.00	3,592.60	3,592.60
SHERIFF COMMISSARY FUND						
180-1000	SHERIFF COMMISSA	34,893.90	0.00	0.00	34,893.90	34,893.90
	FUND 180 TOTAL	34,893.90	0.00	0.00	34,893.90	34,893.90
SHERIFF FORFEITURE-STATE						
181-1000	SHERIFF FORFEITU	81,485.81	0.00	0.00	81,485.81	81,485.81
	FUND 181 TOTAL	81,485.81	0.00	0.00	81,485.81	81,485.81
SHERIFF FORFEITURE-FEDERA						
182-1000	SHERIFF FOREFITU	0.00	0.00	0.00	0.00	0.00
	FUND 182 TOTAL	0.00	0.00	0.00	0.00	0.00

		BEGINNING BALANCE	TOTAL DEBITS	TOTAL CREDITS	ENDING BALANCE	AVERAGE DAILY BALANCE
COUNTY LIBRARY-LITTLEFIEL						
190-1000	LFD-LAMB CO LIBR	0.00	0.00	0.00	0.00	0.00
190-1001	CLAIM ON CASH-LF	4,087.13	1,381.22	1,342.59CR	4,125.76	3,915.26
	FUND 190 TOTAL	4,087.13	1,381.22	1,342.59CR	4,125.76	3,915.26
OLTON LIBRARY						
191-1000	OLTON LIBRARY LO	0.00	0.00	0.00	0.00	0.00
191-1001	CLAIM ON CASH-OL	5,410.30	47.45	627.78CR	4,829.97	5,128.91
	FUND 191 TOTAL	5,410.30	47.45	627.78CR	4,829.97	5,128.91
HISTORICAL COMMISSION						
195-1001	CLAIM ON CASH-HI	8.47	0.00	0.00	8.47	8.47
	FUND 195 TOTAL	8.47	0.00	0.00	8.47	8.47
CAPITAL PROJECTS						
301-1001	CLAIM ON CASH-CA	0.00	0.00	0.00	0.00	0.00
	FUND 301 TOTAL	0.00	0.00	0.00	0.00	0.00
DISTRICT CLERK						
502-1002	DIST CLERK ACCOU	366,772.85	805.00	0.00	367,577.85	367,224.00
502-1004	DIST CLERK-CIVIL	20,625.56	9,598.12	0.00	30,223.68	23,360.05
502-1005	DIST CLERK-CRIMI	12,450.11	6,351.24	0.00	18,801.35	15,527.53
502-1006	DISTRICT CLERK T	23,288.67	0.00	0.00	23,288.67	23,288.67
	FUND 502 TOTAL	423,137.19	16,754.36	0.00	439,891.55	429,400.25
COUNTY CLERK						
504-1002	CO CLERK CASH BO	17,384.00	210.90	0.00	17,594.90	17,444.26
504-1003	CO CLERK CASH BO	0.00	0.00	0.00	0.00	0.00
504-1004	CO CLERK-GENERAL	36.00CR	0.00	0.00	36.00CR	36.00CR
504-1005	CO CLERK-CRIM PA	8,648.97	2,914.82	0.00	11,563.79	10,604.42
504-1006	CO CLERK-TRUST A	0.00	0.00	0.00	0.00	0.00
	FUND 504 TOTAL	25,996.97	3,125.72	0.00	29,122.69	28,012.68
TAX ACCESSOR/COLLECTOR						
505-1004	TAX A/C- AUTO AC	132,822.70	416,300.16	463,264.37CR	85,858.49	79,987.98

		BEGINNING BALANCE	TOTAL DEBITS	TOTAL CREDITS	ENDING BALANCE	AVERAGE DAILY BALANCE
505-1005	TAX A/C- AUTO AC	129.59	3,756.25	3,739.25CR	146.59	159.19
505-1006	TAX A/C-AUTO ACC	116.11	2,926.55	1,635.55CR	1,407.11	1,080.58
505-1007	TAX A/C- TAX ACC	5,178.26	186.75	95.88CR	5,269.13	5,207.08
505-1008	TAX A/C- ESCROW	1,963.06	10.46	0.00	1,973.52	1,966.74
FUND 505 TOTAL		140,209.72	423,180.17	468,735.05CR	94,654.84	88,401.57
COUNTY TREASURER						
506-1002	LAMB CO CAFETERI	1,466.47	7,454.23	4,163.21CR	4,757.49	3,308.07
506-1006	SPADE ACCOUNT-GR	0.00	0.00	0.00	0.00	0.00
506-1007	CASH-LAMB CO BAI	13,570.13	72.35	0.00	13,642.48	13,594.34
506-1008	TREAS CASH BOND	16,250.00	12,250.00	0.00	28,500.00	17,994.51
FUND 506 TOTAL		31,286.60	19,776.58	4,163.21CR	46,899.97	34,896.92
COUNTY ATTORNEY						
507-1006	CO ATTY SEIZURE	61,019.78	256.48	1,122.74CR	60,153.52	60,818.70
507-1007	CO ATTY TRUST HO	1,809.76	0.00	0.00	1,809.76	1,809.76
FUND 507 TOTAL		62,829.54	256.48	1,122.74CR	61,963.28	62,628.46
ADULT PROBATION						
509-1002	154th J.D. -PTAF	7,351.00	2,390.00	1,500.00CR	8,241.00	7,999.46
509-1004	LAMB COUNTY PTAF	0.00	0.00	0.00	0.00	0.00
FUND 509 TOTAL		7,351.00	2,390.00	1,500.00CR	8,241.00	7,999.46
JUSTICE OF THE PEACE						
511-1011	JP 1 CASH ACCOUN	766.48	3,008.56	3,024.56CR	750.48	1,214.86
511-1012	JP 2 CASH ACCOUN	0.00	200.00	200.00CR	0.00	0.00
511-1013	JP 3 CASH ACCOUN	2,631.18CR	78,132.31	74,668.81CR	832.32	1,565.82
511-1014	JP 4 CASH ACCOUN	250.00CR	16,168.40	15,918.40CR	0.00	2,313.45
FUND 511 TOTAL		2,114.70CR	97,509.27	93,811.77CR	1,582.80	5,094.13
SHERIFF						
515-1003	SHERIFF BOND FEE	0.00	0.00	0.00	0.00	0.00
515-1006	SHERIFF SEIZURE-	1.00	0.00	0.00	1.00	1.00
515-1007	SHERIFF PETTY CA	0.00	0.00	0.00	0.00	0.00
515-1008	SHERIFF LEOSE CA	9,659.27	51.49	0.00	9,710.76	9,676.96
515-1009	SHERIFF PRISONER	9,733.09	0.00	0.00	9,733.09	9,733.09

		BEGINNING BALANCE	TOTAL DEBITS	TOTAL CREDITS	ENDING BALANCE	AVERAGE DAILY BALANCE
515-1010	SHERIFF UNCLAI ME	0.00	0.00	0.00	0.00	0.00
515-1011	SHERIFF TRUST AC	1,341.83	0.00	0.00	1,341.83	1,341.83
515-1013	SHERIFF TOYS FOR	10,279.22	54.80	0.00	10,334.02	10,298.06
FUND 515 TOTAL		31,014.41	106.29	0.00	31,120.70	31,050.94
DEBT SERVICE						
801-1001	CLAIM ON CASH-DE	14.06	0.30	0.00	14.36	14.26
FUND 801 TOTAL		14.06	0.30	0.00	14.36	14.26
REPORT TOTALS		5,608,639.52	5,634,113.05	6,202,368.51CR	5,040,384.06	5,550,786.83
		=====	=====	=====	=====	=====

SELECTION CRITERIA

PRINT CURRENT

FUND: Exclude: 999
ACCOUNT TYPE: ALL CASH
TRANSACTION DATES: 4/01/2018 THRU 6/30/2018
PERIOD 13: EXCLUDE

PRINT OPTIONS

REPORT TYPE: SUMMARY
RECAP ONLY: YES
DESCRIPTIONS: NO

*** END OF REPORT ***

		BEGINNING BALANCE	TOTAL DEBITS	TOTAL CREDITS	ENDING BALANCE	AVERAGE DAILY BALANCE
JUVENILE PROBATION FUND						
140-1000	JUVENILE PROB CA	0.00	0.00	0.00	0.00	0.00
140-1001	CLAIM ON CASH-JU	18,818.95CR	87,604.93	80,098.51CR	11,312.53CR	28,483.35CR
140-1003	JPO RESTITUTION	100.00	0.00	0.00	100.00	100.00
140-1004	JPO-4-H ACTION F	0.00	0.00	0.00	0.00	0.00
	FUND 140 TOTAL	18,718.95CR	87,604.93	80,098.51CR	11,212.53CR	28,383.35CR
JPO-GRANT FUND						
141-1000	CASH-STAND ACCOU	0.00	0.00	0.00	0.00	0.00
141-1001	CLAIM ON CASH-ST	29,384.65CR	38,402.02	27,686.59CR	18,669.22CR	33,066.06CR
	FUND 141 TOTAL	29,384.65CR	38,402.02	27,686.59CR	18,669.22CR	33,066.06CR
TITLE IV-E FUND						
142-1000	IV-E CASH ACCOUN	51,929.23	275.63	288.08CR	51,916.78	51,763.62
142-1001	CLAIM ON CASH- I	0.00	0.00	0.00	0.00	0.00
	FUND 142 TOTAL	51,929.23	275.63	288.08CR	51,916.78	51,763.62
LAMB COUNTY 4-H ACTION						
143-1000	LAMB COUNTY 4H A	0.00	0.00	0.00	0.00	0.00
	FUND 143 TOTAL	0.00	0.00	0.00	0.00	0.00
JPO-STATE AID						
144-1001	CLAIM ON CASH-JP	8,589.74	38,404.00	37,586.51CR	9,407.23	5,477.36
	FUND 144 TOTAL	8,589.74	38,404.00	37,586.51CR	9,407.23	5,477.36
VCLG GRANT						
171-1001	CLAIM ON CASH-VC	1,328.64CR	7,851.56	6,261.73CR	261.19	1,848.77CR
	FUND 171 TOTAL	1,328.64CR	7,851.56	6,261.73CR	261.19	1,848.77CR
CSCD-BASIC SUPERVISION						
600-1000	CSCD CASH-AIM BA	0.00	0.00	0.00	0.00	0.00
600-1001	CLAIM ON CASH-CS	81,054.41	46,884.06	35,695.14CR	92,243.33	81,705.15
	FUND 600 TOTAL	81,054.41	46,884.06	35,695.14CR	92,243.33	81,705.15

		BEGINNING BALANCE	TOTAL DEBITS	TOTAL CREDITS	ENDING BALANCE	AVERAGE DAILY BALANCE
CSCD-CCP COMMUNITY CORRE						
601-1001	CLAIM ON CASH-CS	6,155.19	8,455.47	7,907.63CR	6,703.03	4,676.65
	FUND 601 TOTAL	6,155.19	8,455.47	7,907.63CR	6,703.03	4,676.65
CSCD-DP						
603-1001	CLAIM ON CASH-DP	23,461.31	10,010.00	5,870.00CR	27,601.31	23,967.13
	FUND 603 TOTAL	23,461.31	10,010.00	5,870.00CR	27,601.31	23,967.13
	REPORT TOTALS	121,757.64	237,887.67	201,394.19CR	158,251.12	104,291.73
=====						

SELECTION CRITERIA

PRINT CURRENT

FUND: All
ACCOUNT TYPE: ALL CASH
TRANSACTION DATES: 4/01/2018 THRU 6/30/2018
PERIOD 13: INCLUDE

PRINT OPTIONS

REPORT TYPE: SUMMARY
RECAP ONLY: YES
DESCRIPTIONS: NO

*** END OF REPORT ***

Investment Portfolio Pledged Securities
 AIM BANK
 LITTLEFIELD, TX

InTrader (pledged)
 Last : 03/31/2018
 As-of: 04/30/2018
 ZAIM 1018373

Sec ID Loc	Ticket	Security Description Line 1 Security Description Line 2	Safeguarding Agent Rate	Maturity	Grp	Original Face S & P PartCurr Face Moody	Priced Pledged	Book Value Market Value						
PLEGGED TO: lambc														
*LAMB COUNTY														
TIB	164039076	FNMA #AH5614	THE INDEPENDENT BANKERSBANK	02/01/2026	305	2,610,000.00	04/25/2018	673,232.45						
TIB	164038151	FNMA #AL4195	THE INDEPENDENT BANKERSBANK	06/01/2027	305	5,425,000.00	07/08/2015	664,939.05						
TIB	163004673	FNMA #AL7281	THE INDEPENDENT BANKERSBANK	09/01/2030	305	1,679,206.98	04/25/2018	1,717,507.16						
TIB	164029772	FNMA #AP7539	THE INDEPENDENT BANKERSBANK	09/01/2027	305	3,000,000.00	12/19/2014	1,699,326.08						
TIB	164024221	FNMA #890329	THE INDEPENDENT BANKERSBANK	04/01/2026	305	1,971,898.74	04/25/2018	2,045,964.61						
TIB	164029772	FNMA #AP7539	THE INDEPENDENT BANKERSBANK	09/01/2027	305	2,450,000.00	11/01/2016	1,957,924.29						
TIB	164024221	FNMA #890329	THE INDEPENDENT BANKERSBANK	04/01/2026	305	867,995.09	04/25/2013	907,115.68						
TIB	213001967	FNMA #MAA0695	THE INDEPENDENT BANKERSBANK	04/01/2031	305	900,000.00	04/25/2018	865,049.38						
TIB	164033938	FNMA #MAA1322	THE INDEPENDENT BANKERSBANK	01/01/2023	305	1,452,000.00	04/25/2018	414,111.02						
TIB	010268AZ3	ALABAMA FED AID HWY FIN AUTH S	THE INDEPENDENT BANKERSBANK	09/01/2035	400	750,000.00 AAA	04/25/2018	406,255.33						
TIB	018106KFO	ALLEN TX ISD CALL	THE INDEPENDENT BANKERSBANK	02/15/2035	400	500,000.00 Aa1	02/04/2013	221,908.05						
TIB	413951HZ0	HARRIS CO TX MUD #304 BQ CALL	THE INDEPENDENT BANKERSBANK	09/01/2032	400	610,000.00 AA	04/25/2018	211,096.44						
TIB	204056765	GO	THE INDEPENDENT BANKERSBANK	09/01/2032	400	610,000.00	04/25/2018	336,457.89						
TIB	3137BLVZ8	FHMS KJ02 A2	THE INDEPENDENT BANKERSBANK	09/25/2020	800	1,000,000.00	05/02/2016	333,158.96						
TIB	158016054					699,779.68		845,108.41						
TOTAL FOR PLEDGE ID lambc														
Pledged: 11			Orig Face: 20,472,000.00			Current Face: 8,666,305.35			Market: 8,898,749.28			Book: 9,084,453.28		

The information contained herein, while believed to be reliable, is not guaranteed.
 For assistance please contact TIB Investment Portfolio (866) 308-4842.



Investment Portfolio Pledged Securities
 AIM BANK
 LITTLEFIELD, TX

InTrader (pledged)
 Last: 04/30/2018
 As-of: 05/31/2018
 ZAIM 1018373

Sec ID	Ticket	Security Description Line 1	Rate	Safekeeping Agent	Maturity	Grp	Original Face S & P	Par/Curr Face Moody	Priced Pledged	Book Value Market Value
PLEGGED TO: lambc										
*LAMB COUNTY										
3138A7GY8	TIB	FNMA #AH5614	3.5	THE INDEPENDENT BANKERSBANK	02/01/2026	305	2,610,000.00	642,186.45	05/25/2018	657,627.64
3138ELLV3	TIB	FNMA #AL4195	3.5	THE INDEPENDENT BANKERSBANK	06/01/2027	305	5,425,000.00	1,636,412.95	05/25/2018	1,672,678.98
3138EOCT7	TIB	FNMA #AL7281	3	THE INDEPENDENT BANKERSBANK	09/01/2030	305	1,940,541.36	2,450,000.00	11/01/2016	1,927,694.36
3138MBLV6	TIB	FNMA #AP7539	3	THE INDEPENDENT BANKERSBANK	09/01/2027	305	850,439.86	1,775,000.00	05/25/2018	888,541.16
31410LEA6	TIB	FNMA #890329	4	THE INDEPENDENT BANKERSBANK	04/01/2026	305	382,467.56	900,000.00	05/25/2018	404,985.26
31417YXZ5	TIB	FNMA #MA0695	4	THE INDEPENDENT BANKERSBANK	04/01/2031	305	203,425.52	1,452,000.00	05/25/2018	393,325.63
31418APG7	TIB	FNMA #MA1322	3	THE INDEPENDENT BANKERSBANK	01/01/2023	305	321,971.11	750,000.00	04/09/2014	324,921.57
010268AZ3	TIB	ALABAMA FED AID HWY FIN AUTH S	5	REV BDS	2016		750,000.00	750,000.00	05/25/2018	844,278.28
018106KF0	TIB	ALLEN TX ISD CALL	5	THE INDEPENDENT BANKERSBANK	09/01/2035	400	500,000.00	500,000.00	12/01/2016	864,862.50
413961HZ0	TIB	GO	5	THE INDEPENDENT BANKERSBANK	02/15/2035	400	610,000.00	610,000.00	05/25/2018	570,950.00
3137BLVZ8	TIB	HARRIS CO TX MUD #304 BQ CALL	4	GO	09/01/2032	400	610,000.00	610,000.00	07/13/2016	636,405.94
		FHMS KJ02 A2	4	THE INDEPENDENT BANKERSBANK	09/25/2020	800	699,162.67	699,162.67	05/02/2016	708,680.25
		TIB	2.597							694,745.08
TOTAL FOR PLEDGE ID lambc										
		Pledged: 11	Orig Face: 20,472,000.00	Current Face: 8,536,607.48	Market: 8,766,399.71	Book: 8,944,864.64				

The information contained herein, while believed to be reliable, is not guaranteed.
 For assistance please contact TIB Investment Portfolio (866) 308-4842.



Investment Portfolio Pledged Securities
 AIM BANK
 LITTLEFIELD, TX

In Trader (pledged)
 Last : 05/31/2018
 As-of: 06/30/2018
 ZAIM 1018373

Sec ID	Ticket	Security Description Line 1	Rate	Safekeeping Agent	Maturity	Grp	Original Face S & P	Priced Pledged	Book Value Market Value
PLEGGED TO: lambc *LAMB COUNTY									
3138A7GY8	164039076	FNMA #AH5614	3.5	THE INDEPENDENT BANKERSBANK	02/01/2026	305	2,610,000.00	06/26/2018	639,800.15
3138BLUV3	164038151	FNMA #AL4195	3.5	THE INDEPENDENT BANKERSBANK	06/01/2027	305	5,425,000.00	07/08/2015	632,503.64
3138EQCT7	163004673	FNMA #AL7281	3.5	THE INDEPENDENT BANKERSBANK	06/01/2027	305	1,601,738.74	06/26/2018	1,636,260.50
3138MBLV6	164029772	FNMA #AP7539	3	THE INDEPENDENT BANKERSBANK	09/01/2030	305	3,000,000.00	12/19/2014	1,619,140.25
31410LEA6	164024221	FNMA #890329	3	THE INDEPENDENT BANKERSBANK	09/01/2027	305	1,905,267.99	06/26/2018	1,974,298.86
31417YXZ5	213001967	FNMA #MAA0695	4	THE INDEPENDENT BANKERSBANK	04/01/2026	305	2,450,000.00	11/01/2016	1,896,974.97
31418APG7	164033938	FNMA #MA1322	4	THE INDEPENDENT BANKERSBANK	04/01/2031	305	832,756.35	06/26/2018	869,846.38
010268AZ3	163004787	ALABAMA FED AID HWY FIN AUTH S REV BDS 2016	3	THE INDEPENDENT BANKERSBANK	01/01/2023	305	1,775,000.00	11/26/2013	831,181.49
018106KF0	204070344	ALLEN TX ISD CALL	4	THE INDEPENDENT BANKERSBANK	09/01/2035	400	374,259.90	06/26/2018	396,140.29
413951HZ0	204056765	GO	4	THE INDEPENDENT BANKERSBANK	02/15/2035	400	900,000.00	04/09/2013	385,873.19
3137BLVZ8	158016054	HARRIS CO TX MUD #304 BQ CALL	3	THE INDEPENDENT BANKERSBANK	09/01/2032	400	200,294.53	06/26/2018	215,409.45
TIB		FHMS KJ02 A2	4	THE INDEPENDENT BANKERSBANK	09/25/2020	850	1,452,000.00	02/04/2013	205,448.78
TIB			2.597	THE INDEPENDENT BANKERSBANK			308,247.01	06/26/2018	310,946.08
TOTAL FOR PLEDGE ID lambc							8,081,790.28	8,327,697.70	8,476,051.86
Orig Face: 20,472,000.00							Current Face: 8,081,790.28	Market: 8,327,697.70	Book: 8,476,051.86

The information contained herein, while believed to be reliable, is not guaranteed.
 For assistance please contact TIB Investment Portfolio (866) 308-4842.



Trusted.

Partner.