


PAYROLL PAYABLES

LAMB COUNTY PAYROLL ENDING DECEMBER 21, 2018 \$ 143,045.48

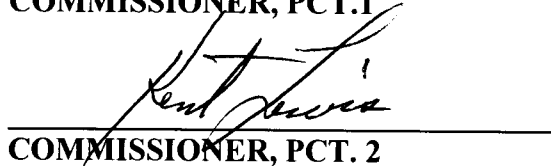
LAMB HEALTHCARE CENTER PAYROLL ENDING DECEMBER 22, 2018 \$ 143,408.55

COMMISSIONER'S COURT DATE DECEMBER 28, 2018

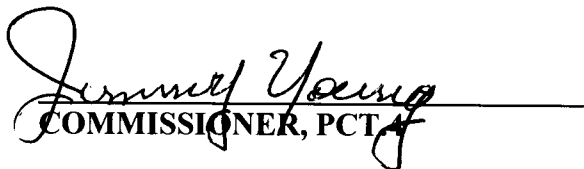
ALL ITEMS LISTED ABOVE ALLOWED AND ORDERED PAID
THIS THE 28 DAY OF December, 2018


COUNTY JUDGE

COMMISSIONER, PCT. 1


COMMISSIONER, PCT. 2


COMMISSIONER, PCT. 3


COMMISSIONER, PCT. 4

EPT: ALL
 AYROLL NO#: 01
 AY PERIOD BEGINNING: 12/08/2018
 AY PERIOD ENDING: 12/21/2018

P R E L I M I N A R Y

CALC. CT.: 2

*** GRAND TOTALS ***

-----EARNINGS-----			----BENF/REIMB----		-----DEDUCTIONS-----				-----TAXES-----			
ESC	HRS	AMOUNT	DESC	AMOUNT	CD	ABBV	EMPLOYEE	EMPLOYER	DESC	TAXABLE	EMPLOYEE	EMPLOYER
	0.00	26,245.85			100	RET	9930.77	18031.31	FED W/H	126,688.09	11,763.24	
AL	0.00	2,307.70			106	SECBN	195.00		FICA	136,813.86	8,482.44	8482.44
PP	0.00	12,034.72			107	SECBN	50.00		MEDI	136,813.86	1,983.82	1983.82
EG	3,249.00	54,936.41			200	HEALT	1337.82	30178.61				
E	1,563.75	33,360.88			203	CSCD		1232.75				
E2	46.75	0.00			204	HLTH	298.85					
E3	79.25	0.00			300	NFC	673.20					
F	248.25	3,217.13			301	NFC A	52.00					
F	23.00	577.10			305	AFATX	73.43					
ERT	0.00	26.93			306	AFBTX	875.12					
J	248.01	4,271.20			310	CANCR	24.84					
AC	74.34	1,530.02			400	NFL	277.04					
CK	94.91	1,754.16			405	CN	7.20					
	0.00	0.00			406	NYL	633.40					
PC	0.00	749.99			407	LIFE	1.38					
PS	0.00	969.23			408	LIFE	3.60					
POP	16.99	0.00			500	MDREI	1183.50					
QAV	0.00	82.00			601	VISIO	90.39					
	63.00	982.16			602	VISIO	88.56					
	41.63	0.00			603	VISIO	84.00					
RS	10.25	0.00			606	DENTA	620.00					
					607	DENTL	602.25					
					608	DENTL	277.00					
					609	DENTA	63.01					
					611	VISIO	6.47					
					612	VISIO	3.01					
					615	STDIS	3.90					
					616	LTDIS	9.45					
					701	CS	184.62					
					710	CS	184.62					
					750	BRPED	334.62					
					999	MISC	50.00					
TOTALS:	5,759.13	143,045.48		0.00			18219.05	49442.67			22,229.50	10466.26

-----DEPARTMENT RECAP-----

PT NO#	GROSS	REGULAR	OVERTIME	LEAVE	OTHER	BENEFITS	DEDUCTIONS	TAXES	NET
0-5010	264.26	264.26	0.00	0.00	0.00	0.00	83.37	16.62	164.27
0-5020	3,839.28	3,514.28	0.00	325.00	0.00	0.00	333.01	602.68	2,903.59
0-5030	4,473.65	4,444.33	0.00	29.32	0.00	0.00	496.04	908.38	3,069.23

DEPT: ALL

PAYROLL NO#: 01

PRELIMINARY

PAY PERIOD BEGINNING: 12/08/2018

CALC. CT.: 2

PAY PERIOD ENDING: 12/21/2018

-----DEPARTMENT RECAP-----

DEPT NO#	GROSS	REGULAR	OVERTIME	LEAVE	OTHER	BENEFITS	DEDUCTIONS	TAXES	NET
010-5040	4,218.75	3,930.91	0.00	287.84	0.00	0.00	652.08	581.82	2,984.85
010-5050	5,283.52	4,906.25	0.00	377.27	0.00	0.00	689.28	807.97	3,786.27
010-5060	3,034.54	2,934.73	0.00	80.58	19.23	0.00	349.94	477.87	2,206.73
010-5070	5,399.51	4,640.35	0.00	28.40	730.76	0.00	572.22	993.82	3,833.47
010-5081	1,163.67	1,163.67	0.00	0.00	0.00	0.00	116.64	145.65	901.38
010-5082	971.36	971.36	0.00	0.00	0.00	0.00	68.00	119.25	784.11
010-5083	1,907.28	1,907.28	0.00	0.00	0.00	0.00	244.66	180.34	1,482.28
010-5084	1,432.27	1,432.27	0.00	0.00	0.00	0.00	124.19	264.71	1,043.37
010-5120	1,582.50	1,424.25	0.00	158.25	0.00	0.00	176.98	261.69	1,143.83
010-5150	3,263.70	3,088.14	0.00	175.56	0.00	0.00	330.78	358.33	2,574.59
010-5170	31,660.08	28,858.92	424.71	2,349.52	26.93	0.00	4,528.11	4,966.23	22,165.74
010-5171	16,854.45	15,767.40	152.39	934.66	0.00	0.00	2,153.50	2,453.16	12,247.79
010-5180	2,679.70	2,432.18	0.00	247.52	0.00	0.00	518.01	274.05	1,887.64
010-5181	2,605.26	2,499.49	0.00	105.77	0.00	0.00	439.78	315.55	1,849.93
010-5200	3,649.95	3,393.92	0.00	256.03	0.00	0.00	602.27	582.02	2,465.66
010-5220	2,347.50	2,302.62	0.00	44.88	0.00	0.00	260.57	392.66	1,694.27
021-5121	8,479.44	8,221.38	0.00	258.06	0.00	0.00	1,109.09	1,360.37	6,009.98
022-5122	7,889.47	7,288.62	0.00	600.85	0.00	0.00	887.06	1,117.68	5,884.73
023-5123	7,313.97	6,737.02	0.00	576.95	0.00	0.00	693.24	1,248.87	5,371.86
024-5124	6,268.09	5,997.30	0.00	270.79	0.00	0.00	458.76	1,172.28	4,637.05
140-5141	1,477.25	1,239.72	0.00	237.53	0.00	0.00	315.32	146.57	1,015.36
140-5142	1,578.00	1,462.28	0.00	115.72	0.00	0.00	252.09	286.24	1,039.67
141-5140	3,069.23	3,069.23	0.00	0.00	0.00	0.00	289.69	493.23	2,286.31
144-5140	1,807.00	1,552.50	0.00	172.50	82.00	0.00	216.73	263.47	1,326.80
144-5141	2,711.10	2,711.10	0.00	0.00	0.00	0.00	410.51	504.80	1,795.79
600-5130	5,820.70	4,916.16	0.00	904.54	0.00	0.00	847.13	933.19	4,040.38
TOTALS	143,045.48	133,071.92	577.10	8,537.54	858.92	0.00	18,219.05	22,229.50	102,596.93

REGULAR INPUT: 97

MANUAL INPUT: 0

CHECK STUB COUNT: 3

DIRECT DEPOSIT STUB COUNT: 94

LAMB HEALTHCARE CENTER

PAYROLL INFORMATION

fax no. 385-6485

FOR PAYPERIOD ENDING	12/22/18
CHECK DATED	1/2/19
GROSS	\$ 150,650.38
NET	\$ 107,447.24
EMPLOYEES' FICA	\$ 10,919.46
EMPLOYER'S FICA	\$ 10,919.46
FEDERAL WITHHOLDING	\$ 14,122.39
TOTAL TAXES	\$ 35,961.31
DEDUCTIONS:	
A/R - HOSPITAL AND RHC	\$ 439.97
AFLAC	\$ 475.28
CAFÉ-HEALTH, GAP, DENTAL, CAFE-V	\$ 6,410.94
CAFÉ - C, CAFÉ - D, CAFE-U, CAFÉ-L	\$ 1,501.54
CONSECO,UTA,LIBERTY NAT'L,MASA	\$ 1,711.56
LIFE	\$ 1,679.20
MEALS	\$ 1,398.32
MISC	\$ 1,123.53
MONY	\$ 17.68
HELPING HANDS OF LFD	\$ 22.00
IRA'S AND RETIREMENT LOANS	\$ 3,381.27
TOTAL DEDUCTIONS	\$ 18,161.29
TOTAL NET PR AND TAXES	\$ 143,408.55

LAMB HEALTHCARE CENTER	
CODE NO: 10-190	
APPROVED BY _____	AMOUNT \$ <u>143,408.55</u>
ADMINISTRATOR _____	COUNTY JUDGE _____
VENDOR ID _____	VENDOR INVOICE
INVOICE ID _____	# <u>PPE 12-22-18</u>

Run Date: 12/26/18
 Time: 22:01
 Facility: Cd

LAMS HEALTHCARE CENTER
 Payroll Register Bi-Weekly
 Pay Period 12 09 18 12 22/18 Run# 1

Page 18
 P2280

Final Summary

Pay Code Summary				Deductions Summary			
PayCd	Description	Hrs	[D] [SH] [WB] [RD] [DR]	Gross	Code	Amount	
1	REGULAR PAY	4075.50	N N N	61092.23	A/P	59.00 A/R-2	15.00 A/P-3
1	REGULAR PAY	3194.00	N N N N	34670.19	APLAC	475.23 CAFE-C	698.24 CAFE-E
1	REGULAR PAY	456.50	N Y N	6426.34	CAFE-B	413.51 CAFE-H	4648.93 CAFE-L
1	REGULAR PAY	31.50	Y N N	1093.07	CAFE-U	5.00 CAFE-V	258.77 CONSEC
1	REGULAR PAY	22.00	Y Y N	707.30	COSTCO		1039.72 EMPREN
2	SHIFT 2	458.50	N N N	6339.09	FEDTAX	14122.39 FICA-M	2069.70 FICA-C
2	SHIFT 2	163.75	N Y N	3047.39	FITNES	FORTDR	19.05 FOUNDA
2	SHIFT 2	30.50	Y N N	1247.40	PUTA	DAEN	132.15 GIPTISH
2	SHIFT 2	15.25	Y Y N	593.81	GS TAX	REHANDS	22.00 IRA
3	SHIFT 3	316.50	N N N	6341.56	LEGAL	117.05 DISBET	25.30 LIFE
3	SHIFT 3	172.25	N Y N	3923.03	LOAN	939.94 MASA	151.50 MEALS
3	SHIFT 3	65.50	Y N N	2136.19	MBREI	MISC-1	MISC-2
3	SHIFT 3	15.75	Y Y N	412.91	MISC-3	MISC-4	10.00 NCAP
3	CALL BACK	44.75	N 1 N N Y	1409.08	N PARY	813.31 NATL W	18.96 NEWYOR
3	CALL BACK	1.00	Y 1 N N Y	51.33	Other	PARTY	PHONE
0	ON CALL	256.00	N N N N	512.00	RELAY	RESERV	RHC AP
0	ON CALL	1137.00	N 1 N N	1107.00	S FARM	417.29 STUDEN	TEAYBC
1	HEALTH INS ALLOWANCE		N N N N	787.50	TEXAS	50.49 ISA-A	1533.65 TSHIRT
0	COUNTY JAIL VISITS		N N N N	1000.00	U.T.A.	40.37 UNIFOR	126.75 UNITED
8	EXTENDED TIME OFF	33.00	N 1 N N	913.07	VISTON		
V	PAID TIME OFF	7.50	N N N	97.16			
V	PAID TIME OFF	2.00	N N N N	49.72			
V	PAID TIME OFF	523.41	N 1 N N	1241.28			
Grand Totals: 8675.16				Gross: 160651.08	Deductions: 41261.14	Net: 119449.94	
Check Counts: ST 27 PT 3 Other 13 Female 91 Male 12 Credit				OverAmt: 11	ZeroNet: 0.00	Form: 113	Total: 113