

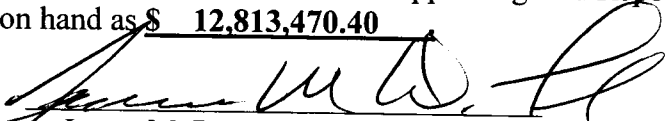
MINUTES OF COUNTY FINANCES
TREASURER'S REPORT

IN THE MATTER OF COUNTY FINANCES
IN THE HANDS OF JERRY YARBROUGH
TREASURER OF LAMB COUNTY, TEXAS


COMMISSIONER'S COURT
LAMB COUNTY, TEXAS
IN REGULAR SESSION,
3RD QUARTER OF 2020


4TH QUARTER, BUDGET YEAR 2019-2020


IN ACCORDANCE with Section 114.026, Local Government Code, we, the undersigned, constituting the entire Commissioners Court of said County, certify that on the 14th day of December 2020, at the Regular term of Court, we compared and examined the quarterly report of JERRY YARBROUGH, Treasurer of Lamb County, Texas for the 3rd quarter, 2019-2020, and finding the same correct, entered an order in the Minutes approving said Report, which states total cash and other assets on hand as \$ 12,813,470.40


James M. DeLoach, County Judge


Cory DeBerry, Commissioner Pct. 1



Kent Lewis, Commissioner, Pct. 2


Danny Short, Commissioner Pct. 3



Lee Logan, Commissioner, Pct. 4

SWORN TO AND SUBSCRIBED BEFORE ME, by James M. DeLoach, County Judge, and County Commissioners of said Lamb County, each respectively, on this the 14th day of December, A. D., 2020.


Attest: Tonya Ritchie, County Clerk



FILED FOR RECORD THIS 14th DAY OF December, A.D. 2020, and recorded on the 14th day of December, A.D. 2020.


Tonya Ritchie, County Clerk and
Ex-Officio Clerk of the Commissioners
Court in and for Lamb County, Texas

By:


Deputy



QUARTERLY REPORT FOR PERIOD ENDING SEPTEMBER 30, 2020

SUBMITTED TO: COMMISSIONERS' COURT, LAMB COUNTY

PREPARED AND SUBMITTED BY: JERRY YARBROUGH
INVESTMENT OFFICER
COUNTY TREASURER


Signature

This report is made in accordance with provisions of Government Code 2256, the Public Funds Investment Act, which requires quarterly reporting of investment transactions for the county funds to the commissioners' court. The investments held in Lamb County's portfolio comply with the Public Funds Investment Act and with the County's investment policy and strategies.

The cash availability in each account is monitored daily. The goal in each account is to maintain adequate monies to cover usual and customary monthly expenditures in each fund.

LAMB COUNTY

3RD QUARTER

ENDING

SEPTEMBER 30, 2020

QUARTERLY INVESTMENT REPORT

3RD QUARTER 2020

THE CASH IN OUR OPERATING ACCOUNTS (AIM BANK) IS MONITORED DAILY. ALL FUNDS ARE EARN INTEREST BASED ON THE NINETY DAY TREASURY BILL RATE ADJUSTED MONTHLY ON THE FIRST TUESDAY OF EACH MONTH.

AIM BANK

	<u>Amount on Deposit (All Accts.)</u>	<u>Interest Earned</u>	<u>Rate</u>
July	\$6,761,794.70	\$7,218.11	0.75%
August	\$1,128,906.12	\$8,298.15	0.75%
September	\$2,138,832.49	\$7,986.23	0.75%

Investors Cash Trust

	<u>Amount on Deposit</u>	<u>Interest Earned</u>	<u>Rate</u>
July	\$0.00	\$0.00	0.00%
August	\$0.00	\$0.00	0.00%
September	\$0.00	\$0.00	0.00%

TEXPOOL

	<u>Amount on Deposit</u>	<u>Interest Earned</u>	<u>Rate</u>
July	\$0.00	\$0.00	0.00%
August	\$0.00	\$0.00	0.00%
September	\$0.00	\$0.00	0.00%

Total interest earned for this quarter: \$23,502.49

Total interest earned Year to date: \$75,702.41
October 2019 through September 2020

LAMB COUNTY, TEXAS
 CASH & INVESTMENTS BY FUND
 AS OF: SEPTEMBER 30TH, 2020

FUND-ACCT. NO.	ACCOUNT NAME	CASH	INVESTMENTS	FUND TOTAL
010-GENERAL FUND				
=====				
010-1001	CLAIM ON CASH-GENERAL FUND	1,696,990.66		
010-1103	POOLED INVESTMENTS		0.00	
010-1105	TEXPOOL - GENERAL		0.00	
	TOTAL 010-GENERAL FUND	<u>1,696,990.66</u>	<u>0.00</u>	<u>1,696,990.66</u>
021-ROAD & BRIDGE 1				
=====				
021-1001	CLAIM ON CASH-R&B 1	83,075.35		
021-1103	POOLED INVESTMENTS		0.00	
021-1105	TEXPOOL - PRECINCT 1		0.00	
	TOTAL 021-ROAD & BRIDGE 1	<u>83,075.35</u>	<u>0.00</u>	<u>83,075.35</u>
022-ROAD & BRIDGE 2				
=====				
022-1001	CLAIM ON CASH-R&B 2	17,719.49		
022-1103	POOLED INVESTMENTS		0.00	
022-1105	INVESTMENT CD		0.00	
	TOTAL 022-ROAD & BRIDGE 2	<u>17,719.49</u>	<u>0.00</u>	<u>17,719.49</u>
023-ROAD & BRIDGE 3				
=====				
023-1001	CLAIM ON CASH-R&B 3	21,809.86		
023-1103	POOLED INVESTMENTS		0.00	
023-1105	INVESTMENT CD		0.00	
	TOTAL 023-ROAD & BRIDGE 3	<u>21,809.86</u>	<u>0.00</u>	<u>21,809.86</u>
024-ROAD & BRIDGE 4				
=====				
024-1001	CLAIM ON CASH-R&B 4	306,442.30		
024-1103	POOLED INVESTMENTS		0.00	
024-1105	INVESTMENT CD		0.00	
	TOTAL 024-ROAD & BRIDGE 4	<u>306,442.30</u>	<u>0.00</u>	<u>306,442.30</u>
055-LAMB HEALTHCARE CENTER				
=====				
055-1000	HOSPITAL CASH	9,473,895.09		
055-1001	LAMB CO HOSPITAL CASH	0.00		
055-1103	SECURITY STATE CD		0.00	
055-1105	TEXPOOL - HOSPITAL		0.00	
	TOTAL 055-LAMB HEALTHCARE CENTER	<u>9,473,895.09</u>	<u>0.00</u>	<u>9,473,895.09</u>

LAMB COUNTY, TEXAS
 CASH & INVESTMENTS BY FUND
 AS OF: SEPTEMBER 30TH, 2020

FUND-ACCT. NO.	ACCOUNT NAME	CASH	INVESTMENTS	FUND TOTAL
<u>056-BAIL BOND BOARD ACCOUNT</u>				
056-1001	CLAIM ON CASH-BAIL BOND (APPLI	7,207.20		
	TOTAL 056-BAIL BOND BOARD ACCOUNT	7,207.20	0.00	7,207.20
<u>057-JURY FUND</u>				
057-1001	CLAIM ON CASH-JURY FUND	31,934.77		
057-1103	POOLED INVESTMENTS		0.00	
057-1105	INVESTMENT		0.00	
	TOTAL 057-JURY FUND	31,934.77	0.00	31,934.77
<u>059-GRANTS FUND</u>				
059-1001	CLAIM ON CASH-GRANT FUND	0.00		
	TOTAL 059-GRANTS FUND	0.00	0.00	0.00
<u>060-LIBRARY GRANTS</u>				
060-1001	CLAIM ON CASH-LIBRARY GRANTS	7,388.50		
	TOTAL 060-LIBRARY GRANTS	7,388.50	0.00	7,388.50
<u>062-TEXAS CAPITAL FUND GRANT</u>				
062-1000	TEXAS CAPITAL FUND GRANT CASH	0.00		
	TOTAL 062-TEXAS CAPITAL FUND GRANT	0.00	0.00	0.00
<u>063-EDA GRANT</u>				
063-1001	CLAIM ON CASH-EDA GRANT	70,857.29		
	TOTAL 063-EDA GRANT	70,857.29	0.00	70,857.29
<u>083-CHILD ABUSE PREV/FAM PROT</u>				
083-1001	CLAIM ON CASH-CHILD ABUSE/FAM	6,175.00		
	TOTAL 083-CHILD ABUSE PREV/FAM PROT	6,175.00	0.00	6,175.00
<u>084-COURT HOUSE SECURITY</u>				
084-1001	CLAIM ON CASH-COURT HOUSE SECU	32,626.70		
084-1103	POOLED INVESTMENTS		0.00	
	TOTAL 084-COURT HOUSE SECURITY	32,626.70	0.00	32,626.70
<u>085-COMM COURT RECORDS PRES</u>				
085-1001	CLAIM ON CASH-CC RECORDS PRES	7,813.45		
085-1103	POOLED INVESTMENTS		0.00	
	TOTAL 085-COMM COURT RECORDS PRES	7,813.45	0.00	7,813.45

LAMB COUNTY, TEXAS
 CASH & INVESTMENTS BY FUND
 AS OF: SEPTEMBER 30TH, 2020

FUND-ACCT. NO.	ACCOUNT NAME	CASH	INVESTMENTS	FUND TOTAL
086-COUNTY CLERK RECORDS PRES				
=====				
086-1001	CLAIM ON CASH-CO CLERK RECORDS	29,813.74		
086-1103	POOLED INVESTMENTS		0.00	
	TOTAL 086-COUNTY CLERK RECORDS PRES	29,813.74	0.00	29,813.74
087-DIST CLERK RECORDS PRES				
=====				
087-1001	CLAIM ON CASH-DIST CLERK RECOR	2,582.32		
087-1103	POOLED INVESTMENTS		0.00	
	TOTAL 087-DIST CLERK RECORDS PRES	2,582.32	0.00	2,582.32
088-COUNTY & DISTRICT TECH FU				
=====				
088-1001	CLAIM ON CASH-CO & DIST TECH	3,605.06		
	TOTAL 088-COUNTY & DISTRICT TECH FU	3,605.06	0.00	3,605.06
089-DIST COURTS TECH/ARCHIVE				
=====				
089-1001	CLAIM ON CASH-DIST COURT ARCHI	6,358.96		
	TOTAL 089-DIST COURTS TECH/ARCHIVE	6,358.96	0.00	6,358.96
131-JP TECHNOLOGY FUND				
=====				
131-1001	CLAIM ON CASH-JP TECHNOLOGY	6,650.29		
131-1103	POOLED INVESTMENTS		0.00	
	TOTAL 131-JP TECHNOLOGY FUND	6,650.29	0.00	6,650.29
133-JP SECURITY FUND				
=====				
133-1001	CLAIM ON CASH-JP SECURITY	16,231.61		
133-1103	POOLED INVESTMENTS		0.00	
	TOTAL 133-JP SECURITY FUND	16,231.61	0.00	16,231.61
140-JUVENILE PROBATION FUND				
=====				
140-1001	CLAIM ON CASH-JUV PROBATION	(7,700.01)		
140-1003	JPO RESTITUTION ACCT	0.00		
	TOTAL 140-JUVENILE PROBATION FUND	(7,700.01)	0.00	(7,700.01)
141-JPO-GRANT FUND				
=====				
141-1001	CLAIM ON CASH-STAND GRANT	(12,960.68)		
	TOTAL 141-JPO-GRANT FUND	(12,960.68)	0.00	(12,960.68)

LAMB COUNTY, TEXAS
 CASH & INVESTMENTS BY FUND
 AS OF: SEPTEMBER 30TH, 2020

FUND-ACCT. NO.	ACCOUNT NAME	CASH	INVESTMENTS	FUND TOTAL
<u>142-TITLE IV-E FUND</u>				
142-1000	IV-E CASH ACCOUNT	35,229.10		
142-1001	CLAIM ON CASH- IV-E	0.00		
TOTAL 142-TITLE IV-E FUND		35,229.10	0.00	35,229.10
<u>143-LAMB CO LEAF GRANT</u>				
143-1001	CLAIM ON CASH-LEAF GRANT	0.00		
TOTAL 143-LAMB CO LEAF GRANT		0.00	0.00	0.00
<u>144-JPO-STATE AID</u>				
144-1001	CLAIM ON CASH-JPO STATE AID	(2,888.05)		
TOTAL 144-JPO-STATE AID		(2,888.05)	0.00	(2,888.05)
<u>145-LAMB CO LEAF GRANT</u>				
145-1001	CLAIM ON CASH-LEAF GRANT	(17,581.13)		
TOTAL 145-LAMB CO LEAF GRANT		(17,581.13)	0.00	(17,581.13)
<u>150-CO CLERK ELECTION ADMIN</u>				
150-1001	CLAIM ON CASH-ELECTION ADMIN	4,080.80		
TOTAL 150-CO CLERK ELECTION ADMIN		4,080.80	0.00	4,080.80
<u>151-CO CLERK RECORDS ARCHIVE</u>				
151-1001	CLAIM ON CASH-CO CLERK ARCHIVE	166,383.84		
TOTAL 151-CO CLERK RECORDS ARCHIVE		166,383.84	0.00	166,383.84
<u>155-HAVA GRANTS</u>				
155-1001	CLAIM ON CASH HAVA GRANTS	74,443.01		
TOTAL 155-HAVA GRANTS		74,443.01	0.00	74,443.01
<u>165-TAX A/C- VOTER REG FUND</u>				
165-1000	CASH-TAX A/C VOTER REG ACCT	0.00		
TOTAL 165-TAX A/C- VOTER REG FUND		0.00	0.00	0.00
<u>171-VCLG GRANT</u>				
171-1001	CLAIM ON CASH-VCLG GRANT	(3,709.74)		
TOTAL 171-VCLG GRANT		(3,709.74)	0.00	(3,709.74)

FUND-ACCT. NO.	ACCOUNT NAME	CASH	INVESTMENTS	FUND TOTAL
<u>173-PRE-TRIAL DIVERSION</u>				
173-1001	CLAIM ON CASH-PRE-TRIAL DIVERS	66,874.85		
173-1103	POOLED INVESTMENTS		0.00	
	TOTAL 173-PRE-TRIAL DIVERSION	<u>66,874.85</u>	<u>0.00</u>	<u>66,874.85</u>
<u>174-DWI VIDEO FUND</u>				
174-1001	CLAIM ON CASH-DWI VIDEO	5,253.92		
	TOTAL 174-DWI VIDEO FUND	<u>5,253.92</u>	<u>0.00</u>	<u>5,253.92</u>
<u>175-CO ATTY DRUG FORFEITURE</u>				
175-1000	CO ATTY DRUG FORFEITURE ACCT	60,821.58		
175-1001	CLAIM ON CASH-CA FORFEITURE	(4,367.47)		
	TOTAL 175-CO ATTY DRUG FORFEITURE	<u>56,454.11</u>	<u>0.00</u>	<u>56,454.11</u>
<u>176-CO ATTY HOT CK FEE FUND</u>				
176-1000	CO ATTY HOT CHECK FEE FUND	4,056.34		
176-1001	CLAIM ON CASH-HOT CK FEE FUND	(3,105.71)		
	TOTAL 176-CO ATTY HOT CK FEE FUND	<u>950.63</u>	<u>0.00</u>	<u>950.63</u>
<u>180-SHERIFF COMMISSARY FUND</u>				
180-1000	SHERIFF COMMISSARY ACCT	44,165.69		
	TOTAL 180-SHERIFF COMMISSARY FUND	<u>44,165.69</u>	<u>0.00</u>	<u>44,165.69</u>
<u>181-SHERIFF FORFEITURE-STATE</u>				
181-1000	SHERIFF FORFEITURE-STATE CASH	77,109.05		
	TOTAL 181-SHERIFF FORFEITURE-STATE	<u>77,109.05</u>	<u>0.00</u>	<u>77,109.05</u>
<u>182-SHERIFF FORFEITURE-FEDERA</u>				
182-1000	SHERIFF FOREFITURE-FED CASH	0.00		
	TOTAL 182-SHERIFF FORFEITURE-FEDERA	<u>0.00</u>	<u>0.00</u>	<u>0.00</u>
<u>190-COUNTY LIBRARY-LITTLEFIEL</u>				
190-1000	LFD-LAMB CO LIBRARY ADV BOARD	0.00		
190-1001	CLAIM ON CASH-LFD LIBRARY	14,273.14		
	TOTAL 190-COUNTY LIBRARY-LITTLEFIEL	<u>14,273.14</u>	<u>0.00</u>	<u>14,273.14</u>

FUND-ACCT. NO.	ACCOUNT NAME	CASH	INVESTMENTS	FUND TOTAL
191-OLTON LIBRARY				
=====				
191-1000	OLTON LIBRARY LOCAL DONATIONS	0.00		
191-1001	CLAIM ON CASH-OLT LIBRARY	2,906.24		
	TOTAL 191-OLTON LIBRARY	2,906.24	0.00	2,906.24
195-CORONAVIRUS RELIEF FUND				
=====				
195-1001	CLAIM ON CASH-CORONAVIRUS RELI	14,374.34		
	TOTAL 195-CORONAVIRUS RELIEF FUND	14,374.34	0.00	14,374.34
301-CAPITAL PROJECTS				
=====				
301-1001	CLAIM ON CASH-CAP PROJECTS	0.00		
301-1103	POOLED INVESTMENTS		0.00	
	TOTAL 301-CAPITAL PROJECTS	0.00	0.00	0.00
502-DISTRICT CLERK				
=====				
502-1002	DIST CLERK ACCOUNT	63,917.57		
502-1003	DIST CLERK-E-FILE	0.00		
502-1004	DIST CLERK-CIVIL FEES	21,692.15		
502-1005	DIST CLERK-CRIMINAL FEES	1,567.96		
502-1006	DISTRICT CLERK TRUST ACCOUNTS	28,221.14		
502-1007	DISTRICT CLERK-CREDIT CARD	210.50		
	TOTAL 502-DISTRICT CLERK	115,609.32	0.00	115,609.32
504-COUNTY CLERK				
=====				
504-1002	CO CLERK CASH BOND-CRIMINAL	23,479.90		
504-1004	CO CLERK-GENERAL FUND CASH	40.80		
504-1005	CO CLERK-CRIM PARTIAL PMT	2,264.32		
504-1006	CO CLERK-TRUST ACCOUNTS	0.00		
	TOTAL 504-COUNTY CLERK	25,785.02	0.00	25,785.02
505-TAX ACCESSOR/COLLECTOR				
=====				
505-1004	TAX A/C- AUTO ACCT AIM BANK	130,691.55		
505-1005	TAX A/C- AUTO ACCT FIRST UNITE	36.34		
505-1006	TAX A/C-AUTO ACCT HAPPY STATE	608.61		
505-1007	TAX A/C- TAX ACCOUNT	5,251.06		
505-1008	TAX A/C- ESCROW ACCOUNT	917.74		
	TOTAL 505-TAX ACCESSOR/COLLECTOR	137,505.30	0.00	137,505.30

LAMB COUNTY, TEXAS
 CASH & INVESTMENTS BY FUND
 AS OF: SEPTEMBER 30TH, 2020

FUND-ACCT. NO.	ACCOUNT NAME	CASH	INVESTMENTS	FUND TOTAL
506-COUNTY TREASURER				
=====				
506-1002	LAMB CO CAFETERIA PLAN ACCT	9,841.10		
506-1006	SPADE ACCOUNT-GRANT	0.00		
506-1007	CASH-LAMB CO BAIL BONDS ACCT	14,726.22		
506-1008	TREAS CASH BOND ACCOUNT	17,000.00		
	TOTAL 506-COUNTY TREASURER	41,567.32	0.00	41,567.32
507-COUNTY ATTORNEY				
=====				
507-1006	CO ATTY SEIZURE ACCOUNT	2,566.52		
507-1007	CO ATTY TRUST HOT CHECK FUND	167.09		
	TOTAL 507-COUNTY ATTORNEY	2,733.61	0.00	2,733.61
509-ADULT PROBATION				
=====				
509-1002	154th J.D. -PTAF CASH ACCOUNT	861.00		
509-1005	LAMB COUNTY CSCD-CC	270.00		
	TOTAL 509-ADULT PROBATION	1,131.00	0.00	1,131.00
511-JUSTICE OF THE PEACE				
=====				
511-1011	JP 1 CASH ACCOUNT	987.49		
511-1012	JP 2 CASH ACCOUNT	0.00		
511-1013	JP 3 CASH ACCOUNT	1,227.32		
511-1014	JP 4 CASH ACCOUNT	0.00		
	TOTAL 511-JUSTICE OF THE PEACE	2,214.81	0.00	2,214.81
515-SHERIFF				
=====				
515-1003	SHERIFF BOND FEES-0244716	0.00		
515-1005	SO INMATE ACCOUNT-DEBIT ACCT	7,673.18		
515-1006	SHERIFF SEIZURE-STATE CASH	1.00		
515-1007	SHERIFF PETTY CASH ACCT	0.00		
515-1008	SHERIFF LEOSE CASH ACCOUNT	11,682.22		
515-1009	SHERIFF PRISONER TRUST CASH	8,822.13		
515-1010	SHERIFF UNCLAIMED PRISONER ACC	0.00		
515-1011	SHERIFF TRUST ACCOUNT	0.00		
515-1013	SHERIFF TOYS FOR KIDS CASH ACC	9,037.45		
	TOTAL 515-SHERIFF	37,215.98	0.00	37,215.98
600-CSCD-BASIC SUPERVISION				
=====				
600-1001	CLAIM ON CASH-CSCD BASIC SUPER	86,525.05		
	TOTAL 600-CSCD-BASIC SUPERVISION	86,525.05	0.00	86,525.05

LAMB COUNTY, TEXAS
 CASH & INVESTMENTS BY FUND
 AS OF: SEPTEMBER 30TH, 2020

FUND-ACCT. NO.	ACCOUNT NAME	CASH	INVESTMENTS	FUND TOTAL
<u>601-CSCD-CCP COMMUNITY CORRE</u>				
601-1001	CLAIM ON CASH-CSCD CCP COMMUNI	6,023.17		
	TOTAL 601-CSCD-CCP COMMUNITY CORRE	6,023.17	0.00	6,023.17
<u>603-CSCD-DP</u>				
603-1001	CLAIM ON CASH-DP	10,323.07		
	TOTAL 603-CSCD-DP	10,323.07	0.00	10,323.07
<u>801-DEBT SERVICE</u>				
801-1001	CLAIM ON CASH-DEBT SERVICE	0.00		
801-1103	POOLED INVESTMENTS		0.00	
801-1105	DEBT SERVICE INVESTMENT		0.00	
	TOTAL 801-DEBT SERVICE	0.00	0.00	0.00
<hr/>				
TOTAL CASH & INVESTMENTS		12,813,470.40	0.00	12,813,470.40

*** END OF REPORT ***

GENERAL LEDGER

CASH ANALYSIS

ACCOUNT RECAP TOTALS

QUARTERLY REPORT ENDING SEPTEMBER 30, 2020

GENERAL FUNDS & ALL DEPARTMENTS	\$ 12,702,628.49
JPO, TITLE IV-E, VCLG & CSCD\$ VCLG & CSCD	\$ 110,841.91
TOTAL	\$ 12,813,470.40

		BEGINNING BALANCE	TOTAL DEBITS	TOTAL CREDITS	ENDING BALANCE	AVERAGE DAILY BALANCE
GENERAL FUND						
010-1001	CLAIM ON CASH-GE	2,978,115.49	391,596.50	1,672,721.33CR	1,696,990.66	2,423,361.22
010-1105	TEXPOOL - GENERA	0.00	0.00	0.00	0.00	0.00
	FUND 010 TOTAL	2,978,115.49	391,596.50	1,672,721.33CR	1,696,990.66	2,423,361.22
ROAD & BRIDGE 1						
021-1001	CLAIM ON CASH-R&	202,535.56	33,209.88	152,670.09CR	83,075.35	135,835.50
021-1105	TEXPOOL - PRECIN	0.00	0.00	0.00	0.00	0.00
	FUND 021 TOTAL	202,535.56	33,209.88	152,670.09CR	83,075.35	135,835.50
ROAD & BRIDGE 2						
022-1001	CLAIM ON CASH-R&	26,371.98	88,158.03	96,810.52CR	17,719.49	5,198.13CR
	FUND 022 TOTAL	26,371.98	88,158.03	96,810.52CR	17,719.49	5,198.13CR
ROAD & BRIDGE 3						
023-1001	CLAIM ON CASH-R&	85,765.54	44,488.31	108,443.99CR	21,809.86	47,747.63
	FUND 023 TOTAL	85,765.54	44,488.31	108,443.99CR	21,809.86	47,747.63
ROAD & BRIDGE 4						
024-1001	CLAIM ON CASH-R&	364,948.15	33,541.50	92,047.35CR	306,442.30	333,985.78
	FUND 024 TOTAL	364,948.15	33,541.50	92,047.35CR	306,442.30	333,985.78
LAMB HEALTHCARE CENTER						
055-1000	HOSPITAL CASH	4,783,828.38	8,757,332.48	4,067,265.77CR	9,473,895.09	8,858,039.31
055-1105	TEXPOOL - HOSPIT	0.00	0.00	0.00	0.00	0.00
	FUND 055 TOTAL	4,783,828.38	8,757,332.48	4,067,265.77CR	9,473,895.09	8,858,039.31
BAIL BOND BOARD ACCOUNT						
056-1001	CLAIM ON CASH-BA	6,694.24	512.96	0.00	7,207.20	6,921.26
	FUND 056 TOTAL	6,694.24	512.96	0.00	7,207.20	6,921.26
JURY FUND						
057-1001	CLAIM ON CASH-JU	32,300.64	194.13	560.00CR	31,934.77	32,210.69
	FUND 057 TOTAL	32,300.64	194.13	560.00CR	31,934.77	32,210.69

		BEGINNING BALANCE	TOTAL DEBITS	TOTAL CREDITS	ENDING BALANCE	AVERAGE DAILY BALANCE
GRANTS FUND						
059-1001	CLAIM ON CASH-GR	0.00	0.00	0.00	0.00	0.00
	FUND 059 TOTAL	0.00	0.00	0.00	0.00	0.00
LIBRARY GRANTS						
060-1001	CLAIM ON CASH-LI	16,700.00	0.00	9,311.50CR	7,388.50	13,562.43
	FUND 060 TOTAL	16,700.00	0.00	9,311.50CR	7,388.50	13,562.43
EMERGENCY FOOD & SHELTER						
061-1000	PUBLIC ASST FOOD	0.00	0.00	0.00	0.00	0.00
	FUND 061 TOTAL	0.00	0.00	0.00	0.00	0.00
TEXAS CAPITAL FUND GRANT						
062-1000	TEXAS CAPITAL FU	0.00	6,000.00	6,000.00CR	0.00	0.00
	FUND 062 TOTAL	0.00	6,000.00	6,000.00CR	0.00	0.00
EDA GRANT						
063-1001	CLAIM ON CASH-ED	420,103.94CR	535,665.05	44,703.82CR	70,857.29	307,550.79CR
	FUND 063 TOTAL	420,103.94CR	535,665.05	44,703.82CR	70,857.29	307,550.79CR
CHILD ABUSE PREV/FAM PROT						
083-1001	CLAIM ON CASH-CH	6,130.00	45.00	0.00	6,175.00	6,150.22
	FUND 083 TOTAL	6,130.00	45.00	0.00	6,175.00	6,150.22
COURT HOUSE SECURITY						
084-1001	CLAIM ON CASH-CO	32,164.28	1,250.25	787.83CR	32,626.70	32,099.53
	FUND 084 TOTAL	32,164.28	1,250.25	787.83CR	32,626.70	32,099.53
COMM COURT RECORDS PRES						
085-1001	CLAIM ON CASH-CC	7,592.00	785.45	564.00CR	7,813.45	7,560.61
	FUND 085 TOTAL	7,592.00	785.45	564.00CR	7,813.45	7,560.61

		BEGINNING BALANCE	TOTAL DEBITS	TOTAL CREDITS	ENDING BALANCE	AVERAGE DAILY BALANCE
COUNTY CLERK RECORDS PRES						
086-1001	CLAIM ON CASH-CO	35,058.93	5,314.50	10,559.69CR	29,813.74	31,484.41
	FUND 086 TOTAL	35,058.93	5,314.50	10,559.69CR	29,813.74	31,484.41
DIST CLERK RECORDS PRES						
087-1001	CLAIM ON CASH-DI	3,513.27	169.21	1,100.16CR	2,582.32	3,100.76
	FUND 087 TOTAL	3,513.27	169.21	1,100.16CR	2,582.32	3,100.76
COUNTY & DISTRICT TECH FU						
088-1001	CLAIM ON CASH-CO	3,545.94	59.12	0.00	3,605.06	3,569.05
	FUND 088 TOTAL	3,545.94	59.12	0.00	3,605.06	3,569.05
DIST COURTS TECH/ARCHIVE						
089-1001	CLAIM ON CASH-DI	7,755.38	217.23	1,613.65CR	6,358.96	6,553.41
	FUND 089 TOTAL	7,755.38	217.23	1,613.65CR	6,358.96	6,553.41
JP TECHNOLOGY FUND						
131-1001	CLAIM ON CASH-JP	6,162.94	487.35	0.00	6,650.29	6,316.75
	FUND 131 TOTAL	6,162.94	487.35	0.00	6,650.29	6,316.75
JP SECURITY FUND						
133-1001	CLAIM ON CASH-JP	16,058.34	173.27	0.00	16,231.61	16,113.61
	FUND 133 TOTAL	16,058.34	173.27	0.00	16,231.61	16,113.61
LAMB CO LEAF GRANT						
145-1001	CLAIM ON CASH-LE	43,041.13CR	40,792.15	15,332.15CR	17,581.13CR	18,143.53CR
	FUND 145 TOTAL	43,041.13CR	40,792.15	15,332.15CR	17,581.13CR	18,143.53CR
CO CLERK ELECTION ADMIN						
150-1001	CLAIM ON CASH-EL	4,073.17	7.63	0.00	4,080.80	4,075.70
	FUND 150 TOTAL	4,073.17	7.63	0.00	4,080.80	4,075.70

		BEGINNING BALANCE	TOTAL DEBITS	TOTAL CREDITS	ENDING BALANCE	AVERAGE DAILY BALANCE
CO CLERK RECORDS ARCHIVE						
151-1001	CLAIM ON CASH-CO	161,102.71	5,281.13	0.00	166,383.84	163,661.89
	FUND 151 TOTAL	161,102.71	5,281.13	0.00	166,383.84	163,661.89
HAVA GRANTS						
155-1001	CLAIM ON CASH HA	12,425.34	138,485.07	76,467.40CR	74,443.01	65,018.16
	FUND 155 TOTAL	12,425.34	138,485.07	76,467.40CR	74,443.01	65,018.16
TAX A/C- VOTER REG FUND						
165-1000	CASH-TAX A/C VOT	0.00	0.00	0.00	0.00	0.00
	FUND 165 TOTAL	0.00	0.00	0.00	0.00	0.00
PRE-TRIAL DIVERSION						
173-1001	CLAIM ON CASH-PR	68,676.53	2,555.34	4,357.02CR	66,874.85	68,632.54
	FUND 173 TOTAL	68,676.53	2,555.34	4,357.02CR	66,874.85	68,632.54
DWI VIDEO FUND						
174-1001	CLAIM ON CASH-DW	5,170.68	83.24	0.00	5,253.92	5,206.99
	FUND 174 TOTAL	5,170.68	83.24	0.00	5,253.92	5,206.99
CO ATTY DRUG FORFEITURE						
175-1000	CO ATTY DRUG FOR	60,213.96	7,111.62	6,504.00CR	60,821.58	57,458.11
175-1001	CLAIM ON CASH-CA	4,367.47CR	0.00	0.00	4,367.47CR	4,367.47CR
	FUND 175 TOTAL	55,846.49	7,111.62	6,504.00CR	56,454.11	53,090.64
CO ATTY HOT CK FEE FUND						
176-1000	CO ATTY HOT CHEC	4,056.34	0.00	0.00	4,056.34	4,056.34
176-1001	CLAIM ON CASH-HO	3,105.71CR	0.00	0.00	3,105.71CR	3,105.71CR
	FUND 176 TOTAL	950.63	0.00	0.00	950.63	950.63
SHERIFF COMMISSARY FUND						
180-1000	SHERIFF COMMISSA	39,649.22	4,576.23	59.76CR	44,165.69	41,455.88
	FUND 180 TOTAL	39,649.22	4,576.23	59.76CR	44,165.69	41,455.88

		BEGINNING	TOTAL	TOTAL	ENDING	AVERAGE
		BALANCE	DEBITS	CREDITS	BALANCE	DAILY
						BALANCE
SHERIFF FORFEITURE-STATE						
181-1000	SHERIFF FORFEITU	76,963.47	145.58	0.00	77,109.05	77,013.55
	FUND 181 TOTAL	76,963.47	145.58	0.00	77,109.05	77,013.55
SHERIFF FORFEITURE-FEDERA						
182-1000	SHERIFF FOREFITU	0.00	0.00	0.00	0.00	0.00
	FUND 182 TOTAL	0.00	0.00	0.00	0.00	0.00
COUNTY LIBRARY-LITTLEFIEL						
190-1000	LFD-LAMB CO LIBR	0.00	0.00	0.00	0.00	0.00
190-1001	CLAIM ON CASH-LF	13,708.69	909.52	345.07CR	14,273.14	13,854.87
	FUND 190 TOTAL	13,708.69	909.52	345.07CR	14,273.14	13,854.87
OLTON LIBRARY						
191-1000	OLTON LIBRARY LO	0.00	0.00	0.00	0.00	0.00
191-1001	CLAIM ON CASH-OL	4,211.07	29.78	1,334.61CR	2,906.24	3,676.19
	FUND 191 TOTAL	4,211.07	29.78	1,334.61CR	2,906.24	3,676.19
CORONAVIRUS RELIEF FUND						
195-1001	CLAIM ON CASH-CO	0.00	25,608.00	11,233.66CR	14,374.34	13,665.51
	FUND 195 TOTAL	0.00	25,608.00	11,233.66CR	14,374.34	13,665.51
CAPITAL PROJECTS						
301-1001	CLAIM ON CASH-CA	0.00	0.00	0.00	0.00	0.00
	FUND 301 TOTAL	0.00	0.00	0.00	0.00	0.00
DISTRICT CLERK						
502-1002	DIST CLERK ACCOU	108,408.62	1,044.20	45,535.25CR	63,917.57	102,604.56
502-1004	DIST CLERK-CIVIL	20,432.95	1,259.20	0.00	21,692.15	20,734.86
502-1005	DIST CLERK-CRIMI	1,778.92	4,947.80	5,158.76CR	1,567.96	1,816.37
502-1006	DISTRICT CLERK T	28,221.14	0.00	0.00	28,221.14	28,221.14
502-1007	DISTRICT CLERK-C	173.50	3,787.00	3,750.00CR	210.50	739.85
	FUND 502 TOTAL	159,015.13	11,038.20	54,444.01CR	115,609.32	154,116.78

		BEGINNING BALANCE	TOTAL DEBITS	TOTAL CREDITS	ENDING BALANCE	AVERAGE DAILY BALANCE
COUNTY CLERK						
504-1002	CO CLERK CASH BO	20,459.90	3,020.00	0.00	23,479.90	21,342.29
504-1003	CO CLERK- E-FILE	0.00	0.00	0.00	0.00	0.00
504-1004	CO CLERK-GENERAL	24.80	4,660.50	4,644.50CR	40.80	27.85
504-1005	CO CLERK-CRIM PA	1,674.32	2,694.00	2,104.00CR	2,264.32	1,982.36
504-1006	CO CLERK-TRUST A	0.00	0.00	0.00	0.00	0.00
	FUND 504 TOTAL	22,159.02	10,374.50	6,748.50CR	25,785.02	23,352.50
TAX ACCESSOR/COLLECTOR						
505-1004	TAX A/C- AUTO AC	171,926.55	622,314.48	663,549.48CR	130,691.55	106,579.30
505-1005	TAX A/C- AUTO AC	36.34	10.00	10.00CR	36.34	33.84
505-1006	TAX A/C-AUTO ACC	1,224.36	7,427.75	8,043.50CR	608.61	223.44
505-1007	TAX A/C- TAX ACC	5,269.12	203.34	221.40CR	5,251.06	5,259.26
505-1008	TAX A/C- ESCROW	916.00	1.74	0.00	917.74	916.60
	FUND 505 TOTAL	179,372.37	629,957.31	671,824.38CR	137,505.30	113,012.44
COUNTY TREASURER						
506-1002	LAMB CO CAFETERI	5,195.02	7,820.47	3,174.39CR	9,841.10	7,717.86
506-1006	SPADE ACCOUNT-GR	0.00	0.00	0.00	0.00	0.00
506-1007	CASH-LAMB CO BAI	14,707.47	18.75	0.00	14,726.22	14,716.95
506-1008	TREAS CASH BOND	20,000.00	5,000.00	8,000.00CR	17,000.00	21,500.00
	FUND 506 TOTAL	39,902.49	12,839.22	11,174.39CR	41,567.32	43,934.81
COUNTY ATTORNEY						
507-1006	CO ATTY SEIZURE	9,568.52	0.00	7,002.00CR	2,566.52	9,111.87
507-1007	CO ATTY TRUST HO	167.09	0.00	0.00	167.09	167.09
	FUND 507 TOTAL	9,735.61	0.00	7,002.00CR	2,733.61	9,278.96
ADULT PROBATION						
509-1002	154th J.D. -PTAF	861.00	0.00	0.00	861.00	861.00
509-1004	LAMB COUNTY PTAF	0.00	0.00	0.00	0.00	0.00
509-1005	LAMB COUNTY CSCD	0.00	14,800.00	14,530.00CR	270.00	340.01
	FUND 509 TOTAL	861.00	14,800.00	14,530.00CR	1,131.00	1,201.01
JUSTICE OF THE PEACE						
511-1011	JP 1 CASH ACCOUN	752.49	5,362.39	5,127.39CR	987.49	1,575.71

		BEGINNING BALANCE	TOTAL DEBITS	TOTAL CREDITS	ENDING BALANCE	AVERAGE DAILY BALANCE
511-1012	JP 2 CASH ACCOUN	0.23CR	23,797.49	23,797.26CR	0.00	2,723.24
511-1013	JP 3 CASH ACCOUN	1,092.32	19,015.42	18,880.42CR	1,227.32	1,682.73
511-1014	JP 4 CASH ACCOUN	0.00	6,631.94	6,631.94CR	0.00	956.37
	FUND 511 TOTAL	1,844.58	54,807.24	54,437.01CR	2,214.81	6,938.05
SHERIFF						
515-1003	SHERIFF BOND FEE	0.00	0.00	0.00	0.00	0.00
515-1005	SO INMATE ACCOUN	6,789.85	21,357.00	20,473.67CR	7,673.18	5,712.81
515-1006	SHERIFF SEIZURE-	1.00	0.00	0.00	1.00	1.00
515-1007	SHERIFF PETTY CA	0.00	0.00	0.00	0.00	0.00
515-1008	SHERIFF LEOSE CA	11,659.73	22.49	0.00	11,682.22	11,667.61
515-1009	SHERIFF PRISONER	8,824.82	0.00	2.69CR	8,822.13	8,823.54
515-1010	SHERIFF UNCLAI ME	0.00	0.00	0.00	0.00	0.00
515-1011	SHERIFF TRUST AC	0.00	0.00	0.00	0.00	0.00
515-1013	SHERIFF TOYS FOR	9,020.39	17.06	0.00	9,037.45	9,026.26
	FUND 515 TOTAL	36,295.79	21,396.55	20,476.36CR	37,215.98	35,231.22
DEBT SERVICE						
801-1001	CLAIM ON CASH-DE	5.67	33.19	38.86CR	0.00	14.50
	FUND 801 TOTAL	5.67	33.19	38.86CR	0.00	14.50
	REPORT TOTALS	9,044,065.65	10,880,031.72	7,221,468.88CR	12,702,628.49	12,531,102.54

SELECTION CRITERIA

PRINT CURRENT

FUND: Exclude: 999
ACCOUNT TYPE: ALL CASH
TRANSACTION DATES: 7/01/2020 THRU 9/30/2020
PERIOD 13: EXCLUDE

PRINT OPTIONS

REPORT TYPE: SUMMARY
RECAP ONLY: YES
DESCRIPTIONS: NO

*** END OF REPORT ***

		BEGINNING BALANCE	TOTAL DEBITS	TOTAL CREDITS	ENDING BALANCE	AVERAGE DAILY BALANCE
JUVENILE PROBATION FUND						
140-1000	JUVENILE PROB CA	0.00	0.00	0.00	0.00	0.00
140-1001	CLAIM ON CASH-JU	7,706.98	283.66	15,690.65CR	7,700.01CR	125.32
140-1003	JPO RESTITUTION	0.00	0.00	0.00	0.00	0.00
140-1004	JPO-4-H ACTION F	0.00	0.00	0.00	0.00	0.00
	FUND 140 TOTAL	7,706.98	283.66	15,690.65CR	7,700.01CR	125.32
JPO-GRANT FUND						
141-1000	CASH-STAND ACCOU	0.00	0.00	0.00	0.00	0.00
141-1001	CLAIM ON CASH-ST	11,851.82CR	0.00	1,108.86CR	12,960.68CR	12,960.68CR
	FUND 141 TOTAL	11,851.82CR	0.00	1,108.86CR	12,960.68CR	12,960.68CR
TITLE IV-E FUND						
142-1000	IV-E CASH ACCOUN	35,207.40	21.70	0.00	35,229.10	35,208.12
142-1001	CLAIM ON CASH- I	0.00	0.00	0.00	0.00	0.00
	FUND 142 TOTAL	35,207.40	21.70	0.00	35,229.10	35,208.12
LAMB CO LEAF GRANT						
143-1000	LAMB CO LEAF GRA	0.00	0.00	0.00	0.00	0.00
143-1001	CLAIM ON CASH-LE	0.00	7,958.33	7,958.33CR	0.00	3,893.28CR
	FUND 143 TOTAL	0.00	7,958.33	7,958.33CR	0.00	3,893.28CR
JPO-STATE AID						
144-1001	CLAIM ON CASH-JP	5,965.54	62.17	8,915.76CR	2,888.05CR	1,442.16
	FUND 144 TOTAL	5,965.54	62.17	8,915.76CR	2,888.05CR	1,442.16
VCLG GRANT						
171-1001	CLAIM ON CASH-VC	1,784.04CR	13.63	1,939.33CR	3,709.74CR	2,747.54CR
	FUND 171 TOTAL	1,784.04CR	13.63	1,939.33CR	3,709.74CR	2,747.54CR
CSCD-BASIC SUPERVISION						
600-1000	CSCD CASH-AIM BA	0.00	0.00	0.00	0.00	0.00
600-1001	CLAIM ON CASH-CS	76,539.31	24,361.41	14,375.67CR	86,525.05	87,746.84
	FUND 600 TOTAL	76,539.31	24,361.41	14,375.67CR	86,525.05	87,746.84

	BEGINNING BALANCE	TOTAL DEBITS	TOTAL CREDITS	ENDING BALANCE	AVERAGE DAILY BALANCE
CSCD-CCP COMMUNITY CORRE					
601-1001 CLAIM ON CASH-CS	1,132.78	8,081.00	3,190.61CR	6,023.17	5,786.28
FUND 601 TOTAL	<u>1,132.78</u>	<u>8,081.00</u>	<u>3,190.61CR</u>	<u>6,023.17</u>	<u>5,786.28</u>
CSCD-DP					
603-1001 CLAIM ON CASH-DP	5,504.82	5,000.00	181.75CR	10,323.07	9,212.74
FUND 603 TOTAL	<u>5,504.82</u>	<u>5,000.00</u>	<u>181.75CR</u>	<u>10,323.07</u>	<u>9,212.74</u>
REPORT TOTALS	<u>118,420.97</u>	<u>45,781.90</u>	<u>53,360.96CR</u>	<u>110,841.91</u>	<u>119,919.96</u>

SELECTION CRITERIA

PRINT CURRENT

FUND: All
ACCOUNT TYPE: ALL CASH
TRANSACTION DATES: 9/01/2020 THRU 9/30/2020
PERIOD 13: EXCLUDE

PRINT OPTIONS

REPORT TYPE: SUMMARY
RECAP ONLY: YES
DESCRIPTIONS: NO

*** END OF REPORT ***

Pledge Inventory Report

Aimbank
 Littlefield, TX
 FROM 7/1/2020 TO 7/31/2020

Customer ID: 33584
 Report Date: 7/29/2020
 PAS Rep: Tracy Kwiatkowski
 Account Rep: Scott Adams

Cusip	Description	Maturity/Refunded Dt	Intent	S&P	Market Price Dt	Original Face	Book Value	
Ticket	Location Code/Name	Group	Coupon	Moody	Maturity (Yr)	Par	Market Value	
Pledged: LAA0857 - LAMB COUNTY								
3136A72D3	FNA 2012-M9 A2	04/25/2022	AFS		7/24/2020	1,742,000.00	807,717.14	
1149485	TIB - The Independent Bankers Bank	CMB	2.48200	Nr	1.73	796,266.04	812,101.09	
3136AYTM5	FNM17086 PA	06/25/2045	HTM	NA	7/24/2020	3,000,000.00	2,193,767.03	
1149492	TIB - The Independent Bankers Bank	CMO	3.00000	Nr	24.92	2,200,332.57	2,275,555.36	
3136B3BZ2	FNM18075 UM	09/25/2054	HTM	NA	7/24/2020	3,000,000.00	2,311,736.03	
1154613	TIB - The Independent Bankers Bank	CMO	4.00000	Nr	34.18	2,278,105.71	2,492,103.24	
3132KF3F7	FHLMC GOLD POOL #V61	07/01/2032	HTM		7/24/2020	5,000,000.00	3,116,692.47	
1149483	TIB - The Independent Bankers Bank	MBS	3.00000		11.93	3,054,117.70	3,260,576.12	
3133KYSC4	FHLMC Pool #RB5015	09/01/2039	HTM		7/24/2020	3,000,000.00	2,298,089.20	
1194239	TIB - The Independent Bankers Bank	MBS	3.00000		19.10	2,244,724.80	2,366,366.41	
3138ERBL3	FNMA POOL #AL9042	07/01/2031	HTM		7/24/2020	5,000,000.00	2,540,878.34	
1149534	TIB - The Independent Bankers Bank	MBS	3.50000		10.92	2,459,470.30	2,634,781.29	
31410LT69	FNMA POOL #890773	09/01/2036	HTM		7/24/2020	3,000,000.00	1,796,489.55	
1149547	TIB - The Independent Bankers Bank	MBS	3.00000		16.10	1,786,304.37	1,897,680.47	
7	Total Pledged: LAA0857 - LAMB COUNTY						23,742,000.00	15,065,369.76
						14,819,321.49	15,739,163.98	

This report reflects information submitted to us by the customer. It is not intended to be used as the official record of safekeeping location and/or pledged holdings. This information should be provided by the customer's safekeeper.

FHN Financial PASPort
 Page 22

Pledge Inventory Report

Airbank
 Littlefield, TX
 FROM 8/1/2020 TO 8/31/2020

Customer ID: 33584
 Report Date: 8/25/2020
 PAS Rep: Tracy Kwiatkowski
 Account Rep: Scott Adams

Cusip Ticket	Description Location Code/Name	Maturity/Refunded Dt Group	Intent Coupon	S&P Moody	Market Price Dt Maturity (Yr)	Original Face Par	Book Value Market Value
Pledged: LAA0857 - LAMB COUNTY							
3136A72D3 1149485	FNA 2012-M9 A2 TIB - The Independent Bankers Bank	04/25/2022 CMB	AFS 2.48200	Nr	8/24/2020 1.65	1,742,000.00 794,608.96	805,383.36 809,483.93
3136AYTM5 1149492	FNM17086 PA TIB - The Independent Bankers Bank	06/25/2045 CMO	HTM 3.00000	NA Nr	8/24/2020 24.83	3,000,000.00 2,109,669.00	2,103,381.35 2,180,810.14
3136B3BZ2 1154613	FNM18075 UM TIB - The Independent Bankers Bank	09/25/2054 CMO	HTM 4.00000	NA Nr	8/24/2020 34.09	3,000,000.00 2,230,409.07	2,263,081.69 2,436,744.19
3132KF3F7 1149483	FHLMC GOLD POOI #V61 TIB - The Independent Bankers Bank	07/01/2032 MBS	HTM 3.00000		8/24/2020 11.84	5,000,000.00 3,000,362.10	3,061,254.45 3,210,657.57
3133KYSC4 1194239	FHLMC Pool #RB5015 TIB - The Independent Bankers Bank	09/01/2039 MBS	HTM 3.00000		8/24/2020 19.01	3,000,000.00 2,092,193.61	2,141,931.85 2,204,565.37
3138ERBL3 1149534	FNMA POOL #AL9042 TIB - The Independent Bankers Bank	07/01/2031 MBS	HTM 3.50000		8/24/2020 10.84	5,000,000.00 2,364,116.80	2,442,368.66 2,538,754.13
31410LT69 1149547	FNMA POOL #890773 TIB - The Independent Bankers Bank	09/01/2036 MBS	HTM 3.00000		8/24/2020 16.01	3,000,000.00 1,776,671.07	1,786,619.23 1,887,464.28
7	Total Pledged: LAA0857 - LAMB COUNTY					23,742,000.00 14,368,030.61	14,604,020.59 15,268,479.61

This report reflects information submitted to us by the customer. It is not intended to be used as the official record of safekeeping location and/or pledged holdings. This information should be provided by the customer's safekeeper.

FHN Financial PASPort
 Page 22

Pledge Inventory Report

Aimbank
Littlefield, TX
FROM 9/1/2020 TO 9/30/2020

Customer ID: 33584
Report Date: 9/29/2020
PAS Rep: Tracy Kwiatkowski
Account Rep: Scott Adams

Cusip Ticket	Description Location Code/Name	Maturity/Refunded Dt Group	Intent Coupon	S&P Moody	Market Price Dt Maturity (Yr)	Original Face Par	Book Value Market Value	
Pledged: LAA0857 - LAMB COUNTY								
3136A72D3 1149485	FNA 2012-M9 A2 TIB - The Independent Bankers Bank	04/25/2022 CMB	AFS 2.48200	Nr	9/23/2020 1.57	1,742,000.00 778,420.88	788,533.97 792,587.19	
3136AYTM5 1149492	FNM17086 PA TIB - The Independent Bankers Bank	06/25/2045 CMO	HTM 3.00000	NA Nr	9/23/2020 24.75	3,000,000.00 2,034,555.90	2,028,520.71 2,107,988.78	
3136B3BZ2 1154613	FNM18075 UM TIB - The Independent Bankers Bank	09/25/2054 CMO	HTM 4.00000	NA Nr	9/23/2020 34.01	3,000,000.00 2,185,188.51	2,216,839.41 2,388,742.71	
3132KF3F7 1149483	FHLMC GOLD POOL #V61 TIB - The Independent Bankers Bank	07/01/2032 MBS	HTM 3.00000		9/23/2020 11.76	5,000,000.00 2,932,910.35	2,992,241.45 3,158,597.80	
3133KYSC4 1194239	FHLMC Pool #RB5015 TIB - The Independent Bankers Bank	09/01/2039 MBS	HTM 3.00000		9/23/2020 18.93	3,000,000.00 1,972,944.00	2,019,750.76 2,071,610.91	
3138ERBL3 1149534	FNMA POOL #AL9042 TIB - The Independent Bankers Bank	07/01/2031 MBS	HTM 3.50000		9/23/2020 10.76	5,000,000.00 2,308,107.75	2,383,517.38 2,487,240.04	
31410LT69 1149547	FNMA POOL #890773 TIB - The Independent Bankers Bank	09/01/2036 MBS	HTM 3.00000		9/23/2020 15.93	3,000,000.00 1,710,600.03	1,720,178.24 1,809,455.59	
7	Total Pledged: LAA0857 - LAMB COUNTY						23,742,000.00 13,922,727.42	14,149,581.92 14,816,223.02

This report reflects information submitted to us by the customer. It is not intended to be used as the official record of safekeeping location and/or pledged holdings. This information should be provided by the customer's safekeeper.

FHN Financial PASPort
Page 22