


MINUTES OF COUNTY FINANCES
TREASURER'S REPORT

IN THE MATTER OF COUNTY FINANCES
IN THE HANDS OF JERRY YARBROUGH
TREASURER OF LAMB COUNTY, TEXAS


COMMISSIONER'S COURT
LAMB COUNTY, TEXAS
IN REGULAR SESSION,
FEBRUARY 12, 2024

4TH QUARTER 2023
1ST QUARTER BUDGET YEAR 2023- 2024

IN ACCORDANCE with Section 114.026, Local Government Code, we, the undersigned, constituting the entire Commissioners Court of said County, certify that on the 12th day of February, 2024, at the Regular term of Court, we compared and examined the quarterly report of JERRY YARBROUGH, Treasurer of Lamb County, Texas for the 4th quarter, 2023, and finding the same correct, entered an order in the Minutes approving said Report, which states total cash and other assets on hand as \$ 10,576,364.35.


James M. DeLoach, County Judge


Cory DeBerry, Commissioner Pct. 1


Kent Lewis, Commissioner, Pct. 2


Danny Short, Commissioner Pct. 3

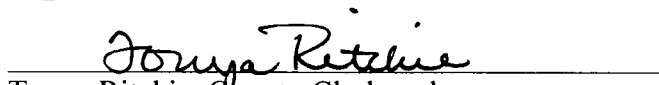

Lee Logan, Commissioner, Pct. 4

SWORN TO AND SUBSCRIBED BEFORE ME, by James M. DeLoach, County Judge, and County Commissioners of said Lamb County, each respectively, on this the 12th day of February, A. D., 2024.


Attest: Tonya Ritchie, County Clerk

FILED FOR RECORD THIS 12th DAY OF February, A.D. 2024, and recorded on the 12th day of February, A.D. 2024.

FILED FOR RECORD
2024 FEB 13 A 11
TONYA RITCHIE
COUNTY CLERK LAMB CO. TX


Tonya Ritchie, County Clerk and
Ex-Officio Clerk of the Commissioners
Court in and for Lamb County, Texas


By: Deputy



QUARTERLY REPORT FOR PERIOD ENDING DECEMBER 31, 2023

SUBMITTED TO: COMMISSIONERS' COURT, LAMB COUNTY

PREPARED AND SUBMITTED BY: JERRY YARBROUGH
INVESTMENT OFFICER
COUNTY TREASURER


Signature

This report is made in accordance with provisions of Government Code 2256, the public Funds Investment Act, which requires quarterly reporting of investment transactions for the county funds to the commissioners' court. The investments held in Lamb County's portfolio comply with the Public Funds Investment Act and with the County's investment policy and strategies.

The cash availability in each account is monitored daily. The goal in each account is to maintain adequate monies to cover usual and customary monthly expenditures in each fund.

LAMB COUNTY

4TH QUARTER

ENDING

DECEMBER 31, 2023

QUARTERLY INVESTMENT REPORT

4TH QUARTER 2024

THE CASH IN OUR OPERATIONING ACCOUNTS (FIRST BANK & TRUST) IS MONITORED DAILY. ALL FUNDS ARE EARNING INTEREST BASED ON THE NINETY DAY TREASURY BILL RATE ADJUSTED MONTHLY ON THE FIRST TUESDAY OF EACH MONTH.

FIRST BANK & TRUST

	<u>Amount on Deposit (All Accts.)</u>	<u>Interest Earned</u>	<u>Rate</u>
October	\$5,512,562.39	\$26,036.11	0.75%
November	\$10,489,801.25	\$49,036.68	0.75%
December	\$10,058,569.89	\$48,548.96	0.75%

Investors Cash Trust

	<u>Amount on Deposit</u>	<u>Interest Earned</u>	<u>Rate</u>
October	\$0.00	\$0.00	0.00%
November	\$0.00	\$0.00	0.00%
December	\$0.00	\$0.00	0.00%

TEXPOOL

	<u>Amount on Deposit</u>	<u>Interest Earned</u>	<u>Rate</u>
October	\$0.00	\$0.00	0.00%
November	\$0.00	\$0.00	0.00%
December	\$0.00	\$0.00	0.00%

Total interest earned for this quarter: \$123,621.75

Total interest earned Year to date: \$123,621.75
October 2023 through September 2024

LAMB COUNTY, TEXAS
 CASH & INVESTMENTS BY FUND
 AS OF: DECEMBER 31ST, 2023

JND-ACCT. NO.	ACCOUNT NAME	CASH	INVESTMENTS	FUND TOTAL
10-GENERAL FUND				
=====				
10-1001	CLAIM ON CASH-GENERAL FUND	6,197,275.50		
10-1103	POOLED INVESTMENTS		0.00	
10-1105	TEXPOOL - GENERAL		0.00	
	TOTAL 010-GENERAL FUND	6,197,275.50	0.00	6,197,275.50
21-ROAD & BRIDGE 1				
=====				
21-1001	CLAIM ON CASH-R&B 1	177,489.31		
21-1103	POOLED INVESTMENTS		0.00	
21-1105	TEXPOOL - PRECINCT 1		0.00	
	TOTAL 021-ROAD & BRIDGE 1	177,489.31	0.00	177,489.31
22-ROAD & BRIDGE 2				
=====				
22-1001	CLAIM ON CASH-R&B 2	573,308.17		
22-1103	POOLED INVESTMENTS		0.00	
22-1105	INVESTMENT CD		0.00	
	TOTAL 022-ROAD & BRIDGE 2	573,308.17	0.00	573,308.17
23-ROAD & BRIDGE 3				
=====				
23-1001	CLAIM ON CASH-R&B 3	461,702.60		
23-1103	POOLED INVESTMENTS		0.00	
23-1105	INVESTMENT CD		0.00	
	TOTAL 023-ROAD & BRIDGE 3	461,702.60	0.00	461,702.60
24-ROAD & BRIDGE 4				
=====				
24-1001	CLAIM ON CASH-R&B 4	620,857.31		
24-1103	POOLED INVESTMENTS		0.00	
24-1105	INVESTMENT CD		0.00	
	TOTAL 024-ROAD & BRIDGE 4	620,857.31	0.00	620,857.31
55-LAMB HEALTHCARE CENTER				
=====				
55-1000	HOSPITAL CASH	349,917.29		
55-1001	LAMB CO HOSPITAL CASH	0.00		
	TOTAL 055-LAMB HEALTHCARE CENTER	349,917.29	0.00	349,917.29
56-BAIL BOND BOARD ACCOUNT				
=====				
56-1001	CLAIM ON CASH-BAIL BOND (APPLI	7,850.50		
	TOTAL 056-BAIL BOND BOARD ACCOUNT	7,850.50	0.00	7,850.50

LAMB COUNTY, TEXAS
 CASH & INVESTMENTS BY FUND
 AS OF: DECEMBER 31ST, 2023

UND-ACCT. NO.	ACCOUNT NAME	CASH	INVESTMENTS	FUND TOTAL
57-JURY FUND				
=====				
57-1001	CLAIM ON CASH-JURY FUND	30,562.61		
57-1103	POOLED INVESTMENTS		0.00	
57-1105	INVESTMENT		0.00	
	TOTAL 057-JURY FUND	30,562.61	0.00	30,562.61
59-GRANTS FUND				
=====				
59-1001	CLAIM ON CASH-GRANT FUND	(164,650.83)		
	TOTAL 059-GRANTS FUND	(164,650.83)	0.00	(164,650.83)
60-LIBRARY GRANTS				
=====				
60-1001	CLAIM ON CASH-LIBRARY GRANTS	0.00		
	TOTAL 060-LIBRARY GRANTS	0.00	0.00	0.00
62-TEXAS CAPITAL FUND GRANT				
=====				
62-1000	TEXAS CAPITAL FUND GRANT CASH	0.00		
	TOTAL 062-TEXAS CAPITAL FUND GRANT	0.00	0.00	0.00
63-EDA GRANT				
=====				
63-1001	CLAIM ON CASH-EDA GRANT	0.00		
	TOTAL 063-EDA GRANT	0.00	0.00	0.00
83-CHILD ABUSE PREV/FAM PROT				
=====				
83-1001	CLAIM ON CASH-CHILD ABUSE/FAM	6,940.00		
	TOTAL 083-CHILD ABUSE PREV/FAM PROT	6,940.00	0.00	6,940.00
84-COURT HOUSE SECURITY				
=====				
84-1001	CLAIM ON CASH-COURT HOUSE SECU	24,369.21		
84-1103	POOLED INVESTMENTS		0.00	
	TOTAL 084-COURT HOUSE SECURITY	24,369.21	0.00	24,369.21
85-COMM COURT RECORDS PRES				
=====				
85-1001	CLAIM ON CASH-CC RECORDS PRES	3,299.06		
85-1103	POOLED INVESTMENTS		0.00	
	TOTAL 085-COMM COURT RECORDS PRES	3,299.06	0.00	3,299.06

LAMB COUNTY, TEXAS
 CASH & INVESTMENTS BY FUND
 AS OF: DECEMBER 31ST, 2023

JND-ACCT. NO.	ACCOUNT NAME	CASH	INVESTMENTS	FUND TOTAL
36-COUNTY CLERK RECORDS PRES				
=====				
36-1001	CLAIM ON CASH-CO CLERK RECORDS	53,952.39		
36-1103	POOLED INVESTMENTS		0.00	
	TOTAL 086-COUNTY CLERK RECORDS PRES	53,952.39	0.00	53,952.39
37-DIST CLERK RECORDS PRES				
=====				
37-1001	CLAIM ON CASH-DIST CLERK RECOR	5,690.25		
37-1103	POOLED INVESTMENTS		0.00	
	TOTAL 087-DIST CLERK RECORDS PRES	5,690.25	0.00	5,690.25
38-COUNTY & DISTRICT TECH FU				
=====				
38-1001	CLAIM ON CASH-CO & DIST TECH	4,566.41		
	TOTAL 088-COUNTY & DISTRICT TECH FU	4,566.41	0.00	4,566.41
39-DIST COURTS TECH/ARCHIVE				
=====				
39-1001	CLAIM ON CASH-DIST COURT ARCHI	7,985.63		
	TOTAL 089-DIST COURTS TECH/ARCHIVE	7,985.63	0.00	7,985.63
90-COURT FACILITY FEE FUND				
=====				
90-1001	CLAIM ON CASH-COURT FACILITY Q	5,580.00		
	TOTAL 090-COURT FACILITY FEE FUND	5,580.00	0.00	5,580.00
91-LAW LIBRARY FUND				
=====				
91-1001	CLAIM ON CASH-LAW LIBRARY	4,406.00		
	TOTAL 091-LAW LIBRARY FUND	4,406.00	0.00	4,406.00
95-COURT REPORTER SERVICE FU				
=====				
95-1001	CLAIM ON CASH-COURT REPORTER	7,255.81		
	TOTAL 095-COURT REPORTER SERVICE FU	7,255.81	0.00	7,255.81
100-COURT GUARDIANSHIP FUND				
=====				
100-1001	CLAIM ON CASH-COURT GUARDIANSH	3,390.00		
	TOTAL 100-COURT GUARDIANSHIP FUND	3,390.00	0.00	3,390.00
101-JUDICIAL EDUCATION & SUPP				
=====				
101-1001	CLAIM ON CASH-JUDICIAL EDUCATI	440.00		
	TOTAL 101-JUDICIAL EDUCATION & SUPP	440.00	0.00	440.00

LAMB COUNTY, TEXAS
CASH & INVESTMENTS BY FUND
AS OF: DECEMBER 31ST, 2023

ND-ACCT. NO.	ACCOUNT NAME	CASH	INVESTMENTS	FUND TOTAL
11-JP TECHNOLOGY FUND				
=====				
11-1001	CLAIM ON CASH-JP TECHNOLOGY	3,263.11		
11-1103	POOLED INVESTMENTS		0.00	
TOTAL 131-JP TECHNOLOGY FUND		<u>3,263.11</u>	<u>0.00</u>	<u>3,263.11</u>
13-JP SECURITY FUND				
=====				
13-1001	CLAIM ON CASH-JP SECURITY	7,218.25		
13-1103	POOLED INVESTMENTS		0.00	
TOTAL 133-JP SECURITY FUND		<u>7,218.25</u>	<u>0.00</u>	<u>7,218.25</u>
15-JP 1 FEES				
=====				
15-1001	CLAIM ON CASH-JP 1 FEES	1,350.00		
TOTAL 135-JP 1 FEES		<u>1,350.00</u>	<u>0.00</u>	<u>1,350.00</u>
16-JP 2 FEES				
=====				
16-1001	CLAIM ON CASH-JP 2 FEES	1,100.00		
TOTAL 136-JP 2 FEES		<u>1,100.00</u>	<u>0.00</u>	<u>1,100.00</u>
17-JP 3 FEES				
=====				
17-1001	CLAIM ON CASH-JP 3 FEES	3,750.00		
TOTAL 137-JP 3 FEES		<u>3,750.00</u>	<u>0.00</u>	<u>3,750.00</u>
18-JP 4 FEES				
=====				
18-1001	CLAIM ON CASH-JP 4 FEES	1,500.00		
TOTAL 138-JP 4 FEES		<u>1,500.00</u>	<u>0.00</u>	<u>1,500.00</u>
140-JUVENILE PROBATION FUND				
=====				
140-1001	CLAIM ON CASH-JUV PROBATION	(70,088.22)		
140-1003	JPO RESTITUTION ACCT		0.00	
TOTAL 140-JUVENILE PROBATION FUND		<u>(70,088.22)</u>	<u>0.00</u>	<u>(70,088.22)</u>
142-TITLE IV-E FUND				
=====				
142-1000	IV-E CASH ACCOUNT-CLOSED	0.00		
142-1001	CLAIM ON CASH- IV-E		135.03	
TOTAL 142-TITLE IV-E FUND		<u>135.03</u>	<u>0.00</u>	<u>135.03</u>

UND-ACCT. NO.	ACCOUNT NAME	CASH	INVESTMENTS	FUND TOTAL
<u>43-JPO-STATE AID-S&E GRANT</u>				
=====				
43-1001	CLAIM ON CASH-LEAF GRANT	0.00		
	TOTAL 143-JPO-STATE AID-S&E GRANT	0.00	0.00	0.00
<u>44-JPO-STATE AID</u>				
=====				
44-1001	CLAIM ON CASH-JPO STATE AID	15,232.67		
	TOTAL 144-JPO-STATE AID	15,232.67	0.00	15,232.67
<u>45-LAMB CO LEAF GRANT</u>				
=====				
45-1001	CLAIM ON CASH-LEAF GRANT	(21,712.52)		
	TOTAL 145-LAMB CO LEAF GRANT	(21,712.52)	0.00	(21,712.52)
<u>46-LEAF GRANT CARRYOVER</u>				
=====				
46-1001	CLAIM ON CASH-LEAF CARRYOVER	(6,886.45)		
	TOTAL 146-LEAF GRANT CARRYOVER	(6,886.45)	0.00	(6,886.45)
<u>50-CO CLERK ELECTION ADMIN</u>				
=====				
50-1001	CLAIM ON CASH-ELECTION ADMIN	114.59		
	TOTAL 150-CO CLERK ELECTION ADMIN	114.59	0.00	114.59
<u>51-CO CLERK RECORDS ARCHIVE</u>				
=====				
51-1001	CLAIM ON CASH-CO CLERK ARCHIVE	89,824.16		
	TOTAL 151-CO CLERK RECORDS ARCHIVE	89,824.16	0.00	89,824.16
<u>52-COUNTY CLERK FEES</u>				
=====				
52-1001	CLAIM ON CASH-CO CLERK'S FEES	7,744.34		
	TOTAL 152-COUNTY CLERK FEES	7,744.34	0.00	7,744.34
<u>55-HAVA GRANTS</u>				
=====				
55-1001	CLAIM ON CASH HAVA GRANTS	1,343.95		
	TOTAL 155-HAVA GRANTS	1,343.95	0.00	1,343.95
<u>60-DISTRICT CLERK FEES</u>				
=====				
60-1001	CLAIM ON CASH-DIST CLERK'S FEE	9,683.18		
	TOTAL 160-DISTRICT CLERK FEES	9,683.18	0.00	9,683.18

UND-ACCT. NO.	ACCOUNT NAME	CASH	INVESTMENTS	FUND TOTAL
65-TAX A/C- VOTER REG FUND				
=====				
65-1000	CASH-TAX A/C VOTER REG ACCT	0.00		
TOTAL 165-TAX A/C- VOTER REG FUND		0.00	0.00	0.00
70-PROSECUTORS FEE				
=====				
70-1001	CLAIM ON CASH-PROSECUTOR'S FEE	928.46		
TOTAL 170-PROSECUTORS FEE		928.46	0.00	928.46
71-VCLG GRANT				
=====				
71-1001	CLAIM ON CASH-VCLG GRANT	(8,733.12)		
TOTAL 171-VCLG GRANT		(8,733.12)	0.00	(8,733.12)
73-PRE-TRIAL DIVERSION				
=====				
73-1001	CLAIM ON CASH-PRE-TRIAL DIVERS	76,948.41		
73-1103	POOLED INVESTMENTS		0.00	
TOTAL 173-PRE-TRIAL DIVERSION		76,948.41	0.00	76,948.41
74-DWI VIDEO FUND				
=====				
74-1001	CLAIM ON CASH-DWI VIDEO	4,512.14		
TOTAL 174-DWI VIDEO FUND		4,512.14	0.00	4,512.14
75-CO ATTY DRUG FORFEITURE				
=====				
75-1000	CO ATTY DRUG FORFEITURE ACCT	31,373.22		
75-1001	CLAIM ON CASH-CA FORFEITURE	0.00		
TOTAL 175-CO ATTY DRUG FORFEITURE		31,373.22	0.00	31,373.22
76-CO ATTY HOT CK FEE FUND				
=====				
76-1000	CO ATTY HOT CHECK FEE FUND	4,178.59		
76-1001	CLAIM ON CASH-HOT CK FEE FUND	0.00		
TOTAL 176-CO ATTY HOT CK FEE FUND		4,178.59	0.00	4,178.59
80-SHERIFF COMMISSARY FUND				
=====				
80-1000	SHERIFF COMMISSARY ACCT	59,014.80		
TOTAL 180-SHERIFF COMMISSARY FUND		59,014.80	0.00	59,014.80
81-SHERIFF FORFEITURE-STATE				
=====				
81-1000	SHERIFF FORFEITURE-STATE CASH	65,829.09		
TOTAL 181-SHERIFF FORFEITURE-STATE		65,829.09	0.00	65,829.09

CASH & INVESTMENTS BY FUND

AS OF: DECEMBER 31ST, 2023

UND-ACCT. NO.	ACCOUNT NAME	CASH	INVESTMENTS	FUND TOTAL
82-SHERIFF LEOSE EDUCATION				
=====				
82-1000	SHERIFF LEOSE EDUCATION FUND	18,206.93		
TOTAL 82-SHERIFF LEOSE EDUCATION		18,206.93	0.00	18,206.93
90-COUNTY LIBRARY-LITTLEFIEL				
=====				
90-1001	CLAIM ON CASH-LFD LIBRARY	14,425.12		
TOTAL 90-COUNTY LIBRARY-LITTLEFIEL		14,425.12	0.00	14,425.12
91-OLTON LIBRARY				
=====				
91-1000	OLTON LIBRARY LOCAL DONATIONS	0.00		
91-1001	CLAIM ON CASH-OLT LIBRARY	635.03		
TOTAL 91-OLTON LIBRARY		635.03	0.00	635.03
95-CORONAVIRUS RELIEF FUND				
=====				
95-1001	CLAIM ON CASH-CORONAVIRUS RELI	0.00		
TOTAL 95-CORONAVIRUS RELIEF FUND		0.00	0.00	0.00
96-AMERICAN RECOVERY GRANT				
=====				
96-1001	CLAIM ON CASH-AMERICAN RECOVER	1,267,165.66		
TOTAL 96-AMERICAN RECOVERY GRANT		1,267,165.66	0.00	1,267,165.66
02-DISTRICT CLERK				
=====				
02-1002	DIST CLERK ACCOUNT	164,722.83		
02-1003	DIST CLERK-E-FILE	(2,524.00)		
02-1004	DIST CLERK-CIVIL FEES	23,215.61		
02-1005	DIST CLERK-CRIMINAL FEES	50,173.25		
02-1006	DISTRICT CLERK TRUST ACCOUNTS	9,881.44		
02-1007	DISTRICT CLERK-CREDIT CARD	(30,634.91)		
TOTAL 502-DISTRICT CLERK		214,834.22	0.00	214,834.22
04-COUNTY CLERK				
=====				
04-1002	CO CLERK CASH BOND-CRIMINAL	15,704.00		
04-1003	CO CLERK- E-FILE	515.00		
04-1004	CO CLERK-GENERAL FUND CASH	16.00		
04-1005	CO CLERK-CRIM PARTIAL PMT	5,321.80		
04-1006	CO CLERK-TRUST ACCOUNTS	0.00		
TOTAL 504-COUNTY CLERK		21,556.80	0.00	21,556.80

JND-ACCT. NO.	ACCOUNT NAME	CASH	INVESTMENTS	FUND TOTAL
55-TAX ACCESSOR/COLLECTOR				
=====				
55-1004	TAX A/C- AUTO ACCT FIRST BANK	193,428.86		
55-1005	TAX A/C- AUTO ACCT FIRST UNITE	0.00		
55-1006	TAX A/C-AUTO ACCT HAPPY STATE	0.00		
55-1007	TAX A/C- TAX ACCOUNT	0.00		
55-1008	TAX A/C- ESCROW ACCOUNT	991.88		
TOTAL 505-TAX ACCESSOR/COLLECTOR		194,420.74	0.00	194,420.74
56-COUNTY TREASURER				
=====				
56-1002	LAMB CO CAFETERIA PLAN ACCT	32,321.19		
56-1006	SPADE ACCOUNT-GRANT	0.00		
56-1007	CASH-LAMB CO BAIL BONDS ACCT	17,074.77		
56-1008	TREAS CASH BOND ACCOUNT	33,250.00		
TOTAL 506-COUNTY TREASURER		82,645.96	0.00	82,645.96
57-COUNTY ATTORNEY				
=====				
57-1006	CO ATTY SEIZURE ACCOUNT	16,296.52		
57-1007	CO ATTY TRUST	1,265.83		
TOTAL 507-COUNTY ATTORNEY		17,562.35	0.00	17,562.35
59-ADULT PROBATION				
=====				
59-1002	154TH JD PTAF CASH ACCOUNT	1,431.00		
59-1005	LAMB COUNTY CSCD-CC	(520.00)		
TOTAL 509-ADULT PROBATION		911.00	0.00	911.00
50-JUVENILE PROBATION				
=====				
50-1003	JPO RESTITUTION	(267.50)		
TOTAL 510-JUVENILE PROBATION		(267.50)	0.00	(267.50)
51-JUSTICE OF THE PEACE				
=====				
51-1011	JP 1 CASH ACCOUNT	1,325.71		
51-1012	JP 2 CASH ACCOUNT	54.00		
51-1013	JP 3 CASH ACCOUNT	1,092.32		
51-1014	JP 4 CASH ACCOUNT	0.00		
TOTAL 511-JUSTICE OF THE PEACE		2,472.03	0.00	2,472.03
5-SHERIFF				
=====				
5-1003	SHERIFF BOND FEES-0244716	0.00		
5-1005	SO INMATE ACCOUNT-DEBIT ACCT	6,972.48		
5-1006	SHERIFF SEIZURE-STATE CASH	1.00		
5-1007	SHERIFF PETTY CASH ACCT	0.00		
5-1008	SHERIFF LEOSE CASH ACCOUNT	0.00		

LAMB COUNTY, TEXAS
CASH & INVESTMENTS BY FUND
AS OF: DECEMBER 31ST, 2023

ND-ACCT. NO.	ACCOUNT NAME	CASH	INVESTMENTS	FUND TOTAL
5-1009	SHERIFF PRISONER TRUST CASH	8,788.26		
5-1010	SHERIFF UNCLAIMED PRISONER ACC	0.00		
5-1011	SHERIFF TRUST ACCOUNT	0.00		
5-1013	SHERIFF TOYS FOR KIDS CASH ACC	15,914.70		
TOTAL 515-SHERIFF		31,676.44	0.00	31,676.44
0-CSCD-BASIC SUPERVISION				
=====				
0-1001	CLAIM ON CASH-CSCD BASIC SUPER	42,119.69		
TOTAL 600-CSCD-BASIC SUPERVISION		42,119.69	0.00	42,119.69
1-CSCD-CCP COMMUNITY CORRE				
=====				
1-1001	CLAIM ON CASH-CSCD CCP COMMUNI	4,630.28		
TOTAL 601-CSCD-CCP COMMUNITY CORRE		4,630.28	0.00	4,630.28
3-CSCD-DP				
=====				
3-1001	CLAIM ON CASH-DP	4,733.38		
TOTAL 603-CSCD-DP		4,733.38	0.00	4,733.38
4-CSCD-BOND SUPERVISION				
=====				
4-1001	CLAIM ON CASH BOND SUPERVISION	(1,240.72)		
TOTAL 604-CSCD-BOND SUPERVISION		(1,240.72)	0.00	(1,240.72)
1-DEBT SERVICE				
=====				
1-1001	CLAIM ON CASH-DEBT SERVICE	66.04		
1-1103	POOLED INVESTMENTS		0.00	
1-1105	DEBT SERVICE INVESTMENT		0.00	
TOTAL 801-DEBT SERVICE		66.04	0.00	66.04
<hr/>				
TOTAL CASH & INVESTMENTS		10,576,364.35	0.00	10,576,364.35
		=====	=====	=====

*** END OF REPORT ***

GENERAL LEDGER

CASH ANALYSIS

ACCOUNT RECAP TOTALS

QUARTERLY REPORT ENDING DECEMBER 31, 2023

GENERAL FUNDS & ALL DEPARTMENTS	\$ 10,589,575.36
JPO, TITLE IV-E, VCLG & CSCD	\$ -13,211.01
TOTAL	\$ 10,576,364.35

DATES: 10/01/2023-12/31/2023

		BEGINNING BALANCE	TOTAL DEBITS	TOTAL CREDITS	ENDING BALANCE	AVERAGE DAILY BALANCE
GENERAL FUND						
10-1001	CLAIM ON CASH-GE	2,606,957.86	6,380,168.25	2,789,850.61CR	6,197,275.50	5,196,638.27
10-1105	TEXPOOL - GENERA	0.00	0.00	0.00	0.00	0.00
	FUND 010 TOTAL	2,606,957.86	6,380,168.25	2,789,850.61CR	6,197,275.50	5,196,638.27
ROAD & BRIDGE 1						
21-1001	CLAIM ON CASH-R&	26,745.96CR	443,032.40	238,797.13CR	177,489.31	125,324.24
21-1105	TEXPOOL - PRECIN	0.00	0.00	0.00	0.00	0.00
	FUND 021 TOTAL	26,745.96CR	443,032.40	238,797.13CR	177,489.31	125,324.24
ROAD & BRIDGE 2						
22-1001	CLAIM ON CASH-R&	312,883.24	397,170.41	136,745.48CR	573,308.17	489,662.35
	FUND 022 TOTAL	312,883.24	397,170.41	136,745.48CR	573,308.17	489,662.35
ROAD & BRIDGE 3						
23-1001	CLAIM ON CASH-R&	177,955.38	394,947.49	111,200.27CR	461,702.60	368,800.55
	FUND 023 TOTAL	177,955.38	394,947.49	111,200.27CR	461,702.60	368,800.55
ROAD & BRIDGE 4						
24-1001	CLAIM ON CASH-R&	370,847.35	422,499.42	172,489.46CR	620,857.31	545,870.34
	FUND 024 TOTAL	370,847.35	422,499.42	172,489.46CR	620,857.31	545,870.34
AMB HEALTHCARE CENTER						
55-1000	HOSPITAL CASH	123,718.87	5,059,650.33	4,833,451.91CR	349,917.29	231,097.61
55-1105	TEXPOOL - HOSPIT	0.00	0.00	0.00	0.00	0.00
	FUND 055 TOTAL	123,718.87	5,059,650.33	4,833,451.91CR	349,917.29	231,097.61
RAIL BOND BOARD ACCOUNT						
56-1001	CLAIM ON CASH-BA	7,717.84	132.66	0.00	7,850.50	7,755.32
	FUND 056 TOTAL	7,717.84	132.66	0.00	7,850.50	7,755.32
UTILITY FUND						
57-1001	CLAIM ON CASH-JU	29,277.59	2,245.02	960.00CR	30,562.61	29,789.35
	FUND 057 TOTAL	29,277.59	2,245.02	960.00CR	30,562.61	29,789.35

		BEGINNING BALANCE	TOTAL DEBITS	TOTAL CREDITS	ENDING BALANCE	AVERAGE DAILY BALANCE
ANTS FUND						
9-1001	CLAIM ON CASH-GR	164,650.83CR	0.00	0.00	164,650.83CR	164,650.83CR
	FUND 059 TOTAL	164,650.83CR	0.00	0.00	164,650.83CR	164,650.83CR
BRARY GRANTS						
0-1001	CLAIM ON CASH-LI	0.00	0.00	0.00	0.00	0.00
	FUND 060 TOTAL	0.00	0.00	0.00	0.00	0.00
ERGENCY FOOD & SHELTER						
1-1000	PUBLIC ASST FOOD	0.00	0.00	0.00	0.00	0.00
	FUND 061 TOTAL	0.00	0.00	0.00	0.00	0.00
XAS CAPITAL FUND GRANT						
2-1000	TEXAS CAPITAL FU	0.00	0.00	0.00	0.00	0.00
	FUND 062 TOTAL	0.00	0.00	0.00	0.00	0.00
A GRANT						
3-1001	CLAIM ON CASH-ED	0.00	0.00	0.00	0.00	0.00
	FUND 063 TOTAL	0.00	0.00	0.00	0.00	0.00
ILD ABUSE PREV/FAM PROT						
3-1001	CLAIM ON CASH-CH	6,940.00	0.00	0.00	6,940.00	6,940.00
	FUND 083 TOTAL	6,940.00	0.00	0.00	6,940.00	6,940.00
URT HOUSE SECURITY						
4-1001	CLAIM ON CASH-CO	22,292.01	2,077.20	0.00	24,369.21	23,217.10
	FUND 084 TOTAL	22,292.01	2,077.20	0.00	24,369.21	23,217.10
MM COURT RECORDS PRES						
5-1001	CLAIM ON CASH-CC	3,683.85	179.21	564.00CR	3,299.06	3,493.32
	FUND 085 TOTAL	3,683.85	179.21	564.00CR	3,299.06	3,493.32

		BEGINNING	TOTAL	TOTAL	ENDING	AVERAGE
		BALANCE	DEBITS	CREDITS	BALANCE	DAILY
						BALANCE
COUNTY CLERK RECORDS PRES						
086-1001	CLAIM ON CASH-CO	61,240.49	6,172.40	13,460.50CR	53,952.39	52,927.19
	FUND 086 TOTAL	61,240.49	6,172.40	13,460.50CR	53,952.39	52,927.19
DISTRICT CLERK RECORDS PRES						
087-1001	CLAIM ON CASH-DI	4,908.57	781.68	0.00	5,690.25	5,298.22
	FUND 087 TOTAL	4,908.57	781.68	0.00	5,690.25	5,298.22
COUNTY & DISTRICT TECH FUND						
088-1001	CLAIM ON CASH-CO	4,467.43	98.98	0.00	4,566.41	4,503.15
	FUND 088 TOTAL	4,467.43	98.98	0.00	4,566.41	4,503.15
DISTRICT COURTS TECH/ARCHIVE						
089-1001	CLAIM ON CASH-DI	8,365.77	168.11	548.25CR	7,985.63	8,204.92
	FUND 089 TOTAL	8,365.77	168.11	548.25CR	7,985.63	8,204.92
COURT FACILITY FEE FUND						
090-1001	CLAIM ON CASH-CO	4,840.00	740.00	0.00	5,580.00	5,225.22
	FUND 090 TOTAL	4,840.00	740.00	0.00	5,580.00	5,225.22
LAW LIBRARY FUND						
091-1001	CLAIM ON CASH-LA	5,859.00	1,295.00	2,748.00CR	4,406.00	4,083.83
	FUND 091 TOTAL	5,859.00	1,295.00	2,748.00CR	4,406.00	4,083.83
COURT REPORTER SERVICE FUND						
095-1001	CLAIM ON CASH-CO	6,320.29	935.52	0.00	7,255.81	6,808.86
	FUND 095 TOTAL	6,320.29	935.52	0.00	7,255.81	6,808.86
COURT GUARDIANSHIP FUND						
100-1001	CLAIM ON CASH-CO	2,940.00	450.00	0.00	3,390.00	3,180.00
	FUND 100 TOTAL	2,940.00	450.00	0.00	3,390.00	3,180.00

		BEGINNING BALANCE	TOTAL DEBITS	TOTAL CREDITS	ENDING BALANCE	AVERAGE DAILY BALANCE
JUDICIAL EDUCATION & SUPP						
01-1001	CLAIM ON CASH-JU	365.00	75.00	0.00	440.00	405.00
	FUND 101 TOTAL	365.00	75.00	0.00	440.00	405.00
P TECHNOLOGY FUND						
31-1001	CLAIM ON CASH-JP	2,883.51	484.34	104.74CR	3,263.11	3,006.57
	FUND 131 TOTAL	2,883.51	484.34	104.74CR	3,263.11	3,006.57
P SECURITY FUND						
33-1001	CLAIM ON CASH-JP	6,966.05	252.20	0.00	7,218.25	7,045.26
	FUND 133 TOTAL	6,966.05	252.20	0.00	7,218.25	7,045.26
P 1 FEES						
35-1001	CLAIM ON CASH-JP	1,175.00	175.00	0.00	1,350.00	1,268.21
	FUND 135 TOTAL	1,175.00	175.00	0.00	1,350.00	1,268.21
P 2 FEES						
36-1001	CLAIM ON CASH-JP	1,025.00	75.00	0.00	1,100.00	1,030.71
	FUND 136 TOTAL	1,025.00	75.00	0.00	1,100.00	1,030.71
P 3 FEES						
37-1001	CLAIM ON CASH-JP	3,250.00	500.00	0.00	3,750.00	3,433.42
	FUND 137 TOTAL	3,250.00	500.00	0.00	3,750.00	3,433.42
P 4 FEES						
38-1001	CLAIM ON CASH-JP	1,300.00	200.00	0.00	1,500.00	1,335.60
	FUND 138 TOTAL	1,300.00	200.00	0.00	1,500.00	1,335.60
AMB CO LEAF GRANT						
45-1001	CLAIM ON CASH-LE	19,545.45CR	27,685.47	29,852.54CR	21,712.52CR	22,575.72CR
	FUND 145 TOTAL	19,545.45CR	27,685.47	29,852.54CR	21,712.52CR	22,575.72CR

		BEGINNING BALANCE	TOTAL DEBITS	TOTAL CREDITS	ENDING BALANCE	AVERAGE DAILY BALANCE
EAF GRANT CARRYOVER						
46-1001	CLAIM ON CASH-LE	8,359.35CR	13,248.78	11,775.88CR	6,886.45CR	9,237.92CR
	FUND 146 TOTAL	8,359.35CR	13,248.78	11,775.88CR	6,886.45CR	9,237.92CR
O CLERK ELECTION ADMIN						
50-1001	CLAIM ON CASH-EL	112.66	1.93	0.00	114.59	113.20
	FUND 150 TOTAL	112.66	1.93	0.00	114.59	113.20
O CLERK RECORDS ARCHIVE						
51-1001	CLAIM ON CASH-CO	83,772.67	6,051.49	0.00	89,824.16	86,573.14
	FUND 151 TOTAL	83,772.67	6,051.49	0.00	89,824.16	86,573.14
COUNTY CLERK FEES						
52-1001	CLAIM ON CASH-CO	6,720.76	1,023.58	0.00	7,744.34	7,257.15
	FUND 152 TOTAL	6,720.76	1,023.58	0.00	7,744.34	7,257.15
AVA GRANTS						
55-1001	CLAIM ON CASH HA	1,580.51	26.45	263.01CR	1,343.95	1,447.86
	FUND 155 TOTAL	1,580.51	26.45	263.01CR	1,343.95	1,447.86
DISTRICT CLERK FEES						
60-1001	CLAIM ON CASH-DI	8,493.77	1,189.41	0.00	9,683.18	9,075.96
	FUND 160 TOTAL	8,493.77	1,189.41	0.00	9,683.18	9,075.96
MAX A/C- VOTER REG FUND						
65-1000	CASH-TAX A/C VOT	0.00	0.00	0.00	0.00	0.00
	FUND 165 TOTAL	0.00	0.00	0.00	0.00	0.00
PROSECUTORS FEE						
70-1001	CLAIM ON CASH-PR	836.26	92.20	0.00	928.46	892.58
	FUND 170 TOTAL	836.26	92.20	0.00	928.46	892.58

		BEGINNING	TOTAL	TOTAL	ENDING	AVERAGE
		BALANCE	DEBITS	CREDITS	BALANCE	DAILY
						BALANCE
E-TRIAL DIVERSION						
3-1001	CLAIM ON CASH-PR	79,764.15	1,864.78	4,680.52CR	76,948.41	78,128.13
	FUND 173 TOTAL	79,764.15	1,864.78	4,680.52CR	76,948.41	78,128.13
I VIDEO FUND						
4-1001	CLAIM ON CASH-DW	4,435.90	76.24	0.00	4,512.14	4,457.44
	FUND 174 TOTAL	4,435.90	76.24	0.00	4,512.14	4,457.44
ATTY DRUG FORFEITURE						
5-1000	CO ATTY DRUG FOR	31,373.22	0.00	0.00	31,373.22	31,373.22
5-1001	CLAIM ON CASH-CA	0.00	0.00	0.00	0.00	0.00
	FUND 175 TOTAL	31,373.22	0.00	0.00	31,373.22	31,373.22
ATTY HOT CK FEE FUND						
6-1000	CO ATTY HOT CHEC	4,178.59	0.00	0.00	4,178.59	4,178.59
6-1001	CLAIM ON CASH-HO	0.00	0.00	0.00	0.00	0.00
	FUND 176 TOTAL	4,178.59	0.00	0.00	4,178.59	4,178.59
ERIFF COMMISSARY FUND						
0-1000	SHERIFF COMMISSA	59,014.80	0.00	0.00	59,014.80	59,014.80
	FUND 180 TOTAL	59,014.80	0.00	0.00	59,014.80	59,014.80
ERIFF FORFEITURE-STATE						
1-1000	SHERIFF FORFEITU	65,525.34	303.75	0.00	65,829.09	65,730.04
	FUND 181 TOTAL	65,525.34	303.75	0.00	65,829.09	65,730.04
ERIFF LEOSE EDUCATION						
2-1000	SHERIFF LEOSE ED	18,206.93	0.00	0.00	18,206.93	18,206.93
	FUND 182 TOTAL	18,206.93	0.00	0.00	18,206.93	18,206.93
UNTY LIBRARY-LITTLEFIEL						
0-1000	LFD-LAMB CO LIBR	0.00	0.00	0.00	0.00	0.00

		BEGINNING BALANCE	TOTAL DEBITS	TOTAL CREDITS	ENDING BALANCE	AVERAGE DAILY BALANCE
90-1001	CLAIM ON CASH-LF	14,554.80	1,606.37	1,736.05CR	14,425.12	13,987.18
	FUND 190 TOTAL	14,554.80	1,606.37	1,736.05CR	14,425.12	13,987.18
OLTON LIBRARY						
91-1000	OLTON LIBRARY LO	0.00	0.00	0.00	0.00	0.00
91-1001	CLAIM ON CASH-OL	1,334.15	73.13	772.25CR	635.03	1,026.03
	FUND 191 TOTAL	1,334.15	73.13	772.25CR	635.03	1,026.03
CORONAVIRUS RELIEF FUND						
95-1001	CLAIM ON CASH-CO	0.00	0.00	0.00	0.00	0.00
	FUND 195 TOTAL	0.00	0.00	0.00	0.00	0.00
AMERICAN RECOVERY GRANT						
96-1001	CLAIM ON CASH-AM	1,744,006.89	29,300.91	506,142.14CR	1,267,165.66	1,625,803.90
	FUND 196 TOTAL	1,744,006.89	29,300.91	506,142.14CR	1,267,165.66	1,625,803.90
CAPITAL PROJECTS						
01-1001	CLAIM ON CASH-CA	0.00	0.00	0.00	0.00	0.00
	FUND 301 TOTAL	0.00	0.00	0.00	0.00	0.00
DISTRICT CLERK						
02-1002	DIST CLERK ACCOU	164,722.83	0.00	0.00	164,722.83	164,722.83
02-1003	DIST CLERK-E-FIL	2,524.00CR	0.00	0.00	2,524.00CR	2,524.00CR
02-1004	DIST CLERK-CIVIL	23,015.61	200.00	0.00	23,215.61	23,074.31
02-1005	DIST CLERK-CRIMI	46,771.86	3,401.39	0.00	50,173.25	47,589.03
02-1006	DISTRICT CLERK T	9,881.44	0.00	0.00	9,881.44	9,881.44
02-1007	DISTRICT CLERK-C	24,810.49CR	50.00	5,874.42CR	30,634.91CR	26,235.80CR
	FUND 502 TOTAL	217,057.25	3,651.39	5,874.42CR	214,834.22	216,507.81
COUNTY CLERK						
04-1002	CO CLERK CASH BO	13,768.00	1,936.00	0.00	15,704.00	15,090.13
04-1003	CO CLERK- E-FILE	515.00	0.00	0.00	515.00	515.00
04-1004	CO CLERK-GENERAL	16.00	0.00	0.00	16.00	16.00
04-1005	CO CLERK-CRIM PA	5,211.80	110.00	0.00	5,321.80	5,288.65

		BEGINNING BALANCE	TOTAL DEBITS	TOTAL CREDITS	ENDING BALANCE	AVERAGE DAILY BALANCE
24-1006	CO CLERK-TRUST A	0.00	0.00	0.00	0.00	0.00
	FUND 504 TOTAL	19,510.80	2,046.00	0.00	21,556.80	20,909.78
TX ACCESSOR/COLLECTOR						
25-1004	TAX A/C- AUTO AC	193,428.86	0.00	0.00	193,428.86	193,428.86
25-1005	TAX A/C- AUTO AC	0.00	0.00	0.00	0.00	0.00
25-1006	TAX A/C-AUTO ACC	0.00	4,316.50	4,316.50CR	0.00	7.52
25-1007	TAX A/C- TAX ACC	0.00	0.00	0.00	0.00	0.00
25-1008	TAX A/C- ESCROW	982.93	8.95	0.00	991.88	987.53
	FUND 505 TOTAL	194,411.79	4,325.45	4,316.50CR	194,420.74	194,423.91
JUNTY TREASURER						
26-1002	LAMB CO CAFETERI	24,385.25	7,935.94	0.00	32,321.19	28,630.46
26-1006	SPADE ACCOUNT-GR	0.00	0.00	0.00	0.00	0.00
26-1007	CASH-LAMB CO BAI	16,843.84	230.93	0.00	17,074.77	16,925.17
26-1008	TREAS CASH BOND	31,000.00	2,250.00	0.00	33,250.00	31,986.41
	FUND 506 TOTAL	72,229.09	10,416.87	0.00	82,645.96	77,542.04
JUNTY ATTORNEY						
27-1006	CO ATTY SEIZURE	16,296.52	0.00	0.00	16,296.52	16,296.52
27-1007	CO ATTY TRUST	1,265.83	0.00	0.00	1,265.83	1,265.83
	FUND 507 TOTAL	17,562.35	0.00	0.00	17,562.35	17,562.35
JULT PROBATION						
29-1002	154TH JD PTAF CA	1,951.00	830.00	1,350.00CR	1,431.00	1,519.10
29-1004	LAMB COUNTY PTAF	0.00	0.00	0.00	0.00	0.00
29-1005	LAMB COUNTY CSCD	0.00	11,962.00	12,482.00CR	520.00CR	805.63
	FUND 509 TOTAL	1,951.00	12,792.00	13,832.00CR	911.00	2,324.73
JVENILE PROBATION						
30-1003	JPO RESTITUTION	0.00	500.00	767.50CR	267.50CR	136.74
	FUND 510 TOTAL	0.00	500.00	767.50CR	267.50CR	136.74
JUSTICE OF THE PEACE						
31-1011	JP 1 CASH ACCOUN	985.71	3,488.08	3,148.08CR	1,325.71	1,159.89

		BEGINNING BALANCE	TOTAL DEBITS	TOTAL CREDITS	ENDING BALANCE	AVERAGE DAILY BALANCE
.1-1012	JP 2 CASH ACCOUN	54.00	8,691.54	8,691.54CR	54.00	1,682.97
.1-1013	JP 3 CASH ACCOUN	1,092.32	14,003.54	14,003.54CR	1,092.32	1,571.70
.1-1014	JP 4 CASH ACCOUN	0.00	8,914.21	8,914.21CR	0.00	1,256.88
FUND 511 TOTAL		2,132.03	35,097.37	34,757.37CR	2,472.03	5,671.44
SHERIFF						
.5-1003	SHERIFF BOND FEE	0.00	0.00	0.00	0.00	0.00
.5-1005	SO INMATE ACCOUN	6,972.48	0.00	0.00	6,972.48	6,972.48
.5-1006	SHERIFF SEIZURE-	1.00	0.00	0.00	1.00	1.00
.5-1007	SHERIFF PETTY CA	0.00	0.00	0.00	0.00	0.00
.5-1008	SHERIFF LEOSE CA	0.00	0.00	0.00	0.00	0.00
.5-1009	SHERIFF PRISONER	8,788.26	0.00	0.00	8,788.26	8,788.26
.5-1010	SHERIFF UNCLAI ME	0.00	0.00	0.00	0.00	0.00
.5-1011	SHERIFF TRUST AC	0.00	0.00	0.00	0.00	0.00
.5-1013	SHERIFF TOYS FOR	15,914.70	0.00	0.00	15,914.70	15,914.70
FUND 515 TOTAL		31,676.44	0.00	0.00	31,676.44	31,676.44
DEBT SERVICE						
.1-1001	CLAIM ON CASH-DE	66.04	0.00	0.00	66.04	66.04
FUND 801 TOTAL		66.04	0.00	0.00	66.04	66.04
REPORT TOTALS		6,239,386.70	13,265,879.19	8,915,690.53CR	10,589,575.36	9,513,967.57

SELECTION CRITERIA

PRINT CURRENT

UND: Exclude: 999
ACCOUNT TYPE: ALL CASH
TRANSACTION DATES: 10/01/2023 THRU 12/31/2023
PERIOD 13: EXCLUDE

PRINT OPTIONS

REPORT TYPE: SUMMARY
ECAP ONLY: YES
DESCRIPTIONS: NO

** END OF REPORT **

AVERAGE
DAILY
BALANCE

		BEGINNING BALANCE	TOTAL DEBITS	TOTAL CREDITS	ENDING BALANCE	AVERAGE DAILY BALANCE
JVENILE PROBATION FUND						
40-1000	JUVENILE PROB CA	0.00	0.00	0.00	0.00	0.00
40-1001	CLAIM ON CASH-JU	11,675.59CR	22,150.00	80,562.63CR	70,088.22CR	30,503.56CR
40-1003	JPO RESTITUTION	0.00	0.00	0.00	0.00	0.00
40-1004	JPO-4-H ACTION F	0.00	0.00	0.00	0.00	0.00
FUND 140 TOTAL		11,675.59CR	22,150.00	80,562.63CR	70,088.22CR	30,503.56CR
PO-GRANT FUND						
41-1000	CASH-STAND ACCOU	0.00	0.00	0.00	0.00	0.00
41-1001	CLAIM ON CASH-ST	0.00	0.00	0.00	0.00	0.00
FUND 141 TOTAL		0.00	0.00	0.00	0.00	0.00
ITILE IV-E FUND						
12-1000	IV-E CASH ACCOUN	0.00	0.00	0.00	0.00	0.00
12-1001	CLAIM ON CASH- I	11,074.15	167.93	11,107.05CR	135.03	5,518.00
FUND 142 TOTAL		11,074.15	167.93	11,107.05CR	135.03	5,518.00
PO-STATE AID-S&E GRANT						
13-1000	LAMB CO LEAF GRA	0.00	0.00	0.00	0.00	0.00
13-1001	CLAIM ON CASH-LE	0.00	0.00	0.00	0.00	0.00
FUND 143 TOTAL		0.00	0.00	0.00	0.00	0.00
PO-STATE AID						
14-1001	CLAIM ON CASH-JP	7,092.99CR	85,689.31	63,363.65CR	15,232.67	13,017.22
FUND 144 TOTAL		7,092.99CR	85,689.31	63,363.65CR	15,232.67	13,017.22
DLG GRANT						
171-1001	CLAIM ON CASH-VC	6,042.24CR	7,054.73	9,745.61CR	8,733.12CR	7,896.51CR
FUND 171 TOTAL		6,042.24CR	7,054.73	9,745.61CR	8,733.12CR	7,896.51CR
SCD-BASIC SUPERVISION						
10-1000	CSCD CASH-AIM BA	0.00	0.00	0.00	0.00	0.00
10-1001	CLAIM ON CASH-CS	54,228.71	47,509.31	59,618.33CR	42,119.69	44,589.16
FUND 600 TOTAL		54,228.71	47,509.31	59,618.33CR	42,119.69	44,589.16

	BEGINNING BALANCE	TOTAL DEBITS	TOTAL CREDITS	ENDING BALANCE	AVERAGE DAILY BALANCE
SCD-CCP COMMUNITY CORRE					
01-1001 CLAIM ON CASH-CS	5,540.03	7,713.79	8,623.54CR	4,630.28	3,743.96
FUND 601 TOTAL	5,540.03	7,713.79	8,623.54CR	4,630.28	3,743.96
SCD-DP					
03-1001 CLAIM ON CASH-DP	4,797.90	5,530.00	5,594.52CR	4,733.38	3,831.42
FUND 603 TOTAL	4,797.90	5,530.00	5,594.52CR	4,733.38	3,831.42
SCD-BOND SUPERVISION					
04-1001 CLAIM ON CASH BO	655.45CR	5,739.31	6,324.58CR	1,240.72CR	1,138.39CR
FUND 604 TOTAL	655.45CR	5,739.31	6,324.58CR	1,240.72CR	1,138.39CR
REPORT TOTALS	50,174.52	181,554.38	244,939.91CR	13,211.01CR	31,161.30

SELECTION CRITERIA

PRINT CURRENT

FUND: All
ACCOUNT TYPE: ALL CASH
TRANSACTION DATES: 10/01/2023 THRU 12/31/2023
PERIOD 13: INCLUDE

PRINT OPTIONS

REPORT TYPE: SUMMARY
CAP ONLY: YES
DESCRIPTIONS: NO

*** END OF REPORT ***